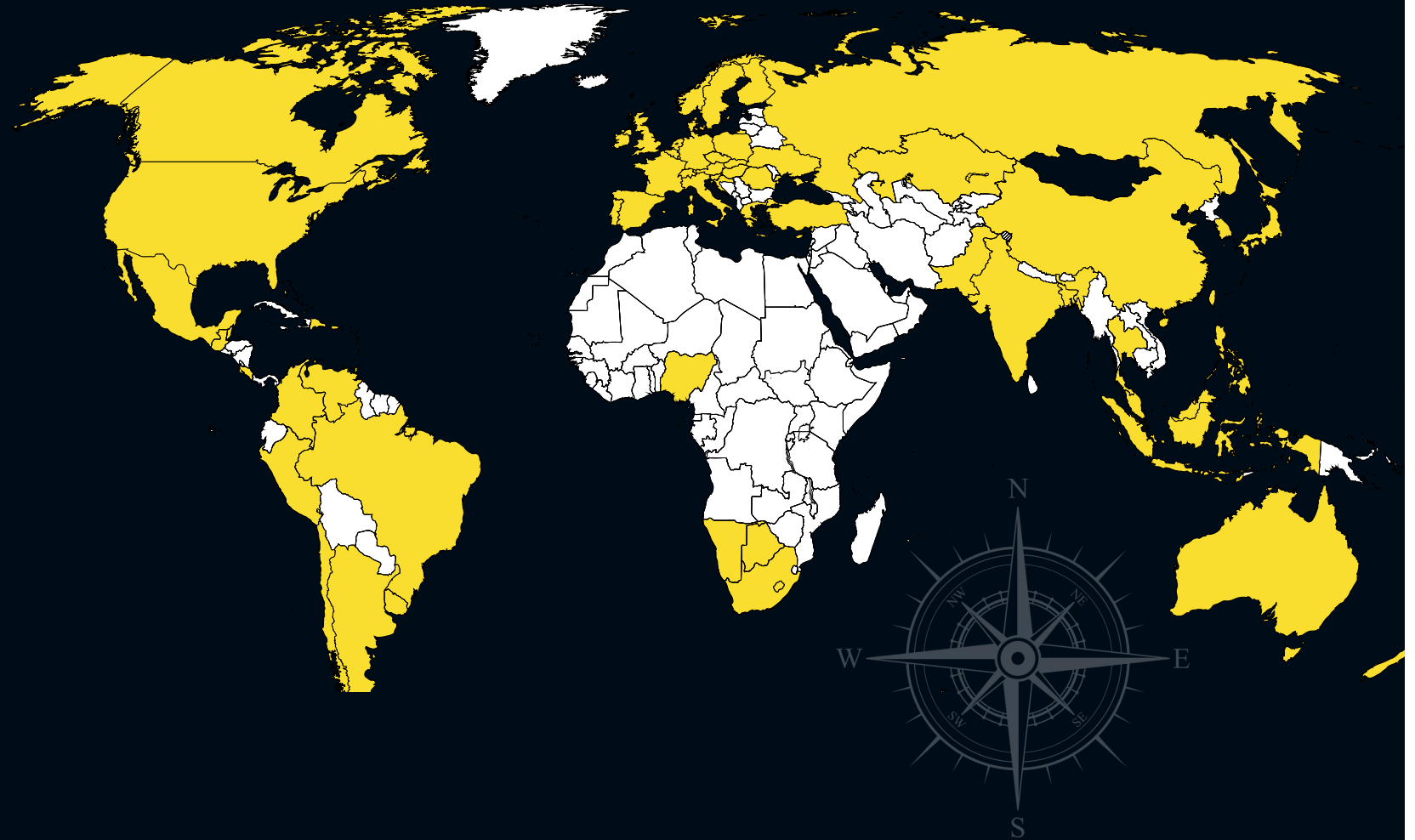


WOODLAND[®]
QUALITY BRANDS

WOODLAND'S desire to create realistic model scenery started as a small idea but quickly grew to change the industry. Initially an architectural modeling firm, Woodland launched the original Woodland Scenics line in 1975. From the beginning, our focus has been to provide high quality products that anyone can use to create life-like results. We offer a complete line of quality tested products that work together to make modeling easy. While we have grown to offer more than 2,000 items spanning multiple markets, our purpose remains the same: We are fueled by passion and a commitment to innovation, creating unique products for people of all ages and skill levels.



AVAILABLE WORLDWIDE

Based in Linn Creek, Missouri, Woodland offers high quality products to customers worldwide. Our desire to provide the best selection of realistic, easy-to-use products continues to push our growth, reaching more locations around the globe. Visit us online or use the store locator on our website to find a retailer in any of the highlighted areas.



Woodland Scenics is committed to a business practice, which supports the economy of our local community.

We manufacture the vast majority of our products at our Linn Creek, Missouri manufacturing plant, which also houses our product development, package and creative design, marketing, sales and customer service operations.

When you purchase Woodland Scenics Quality Brands, you support American manufacturing working in balance with a global economy to support American jobs.

Woodland Scenics®6-172

From base to terrain to the final scenic detail, this line of products offers exactly what you need to build your layout, diorama, display or other project.

Learning Aids8-10
Learn the techniques you need to build a layout from start to finish.

SubTerrain System11-15
Revolutionary. Lightweight. Design and build any layout easily.

Terrain System16-26
Model realistic mountains, valleys, rolling hills and other features.

Road System27-30
Quality roadbed products ensure a quiet, efficient train operation.

Landscape System31-38
Easy-to-use products produce the realistic results you expect.

Field System39-46
Model tall grasses, like meadows and pastures, easily

Water System47-50
Complete system designed to model all bodies of water

Trees51-64
Trees and tree-making products for limitless, realistic possibilities.

Ready To Go Landscape65-68
These landscape products are realistic, work together and ready to place right on your layout, display or battle mat.

Figures and Accents69-92
Set a lively scene with people, animals and accessories.

Vehicles93-100
Add interest and movement to a scene

Utility System101-103
Install power poles in minutes, creating the illusion of power and communication.

Track and Wheel Maintenance104-106
Keep rails and wheels clean with this easy-to-use system.

Just Plug Lighting System107-122
Quickest and easiest way to add lights to buildings or any project.

Buildings123-158
Select one of several options to satisfy your modeling preference.

Scene Kits and Layout Kits159-165
Model a complete, detailed scene full of life, humor and interest.

Decals and Graphics166-171
Easy-to-apply dry transfer original graphics, numbers and letters.

Fasteners and Lubricants172
Quality fasteners and lubricants for all hobby and household needs.

PineCar®173-202

Build the fastest racer on the track with this line of easy-to-build car kits, weights, decals, speed tools and accessories.

Learning Aids176
Learn the principles and techniques to design a racer

Blocks and Racer Kits176-179
Design and build a unique racer body

Paints, Decals and Details180-191
Customize and add character to your racer

Speed Tools and Accessories192-198
Optimize the racer's performance

Organize Race199-200
Everything you need to hold a derby race

SailBoat201-202
Assemble, decorate and race SailBoats

Scene-A-Rama®203-220

Easy-to-use modeling materials spark imagination and make learning fun. Scene-A-Rama is a complete line of products designed to help students create dioramas, displays and other A+ projects.

Learning Aids206
Inspiration and step-by-step instruction to make school projects

Displays207
Create a base and backdrop for a diorama

Kits208-213
All materials needed to complete a project in one place

Packs214-215
Quality dioramas for a fun, educational environment

Accessories216-220
Add realism to a diorama with everything from landscaping to figures

Merchandisers & Assortments221-239

Increase product visibility and display appeal with eye-catching merchandisers, assortments and marketing tools.

Woodland Scenics222-237


PineCar238

Scene-A-Rama239

Index240-242

ONLINE VIDEO Look for this icon adjacent to specific products. It lets you know there is a how-to video demonstration of that product on our website.

All art material products in this catalog conform to Health Requirements of ASTM D4236.



WOODLAND SCENICS

PINECAR

SCENEARAMA

MERCHANDISING



Visit our website and join us on social media to get the latest product announcements, videos and other information related to Woodland. We have over 300 videos that teach step-by-step methods, tips and techniques to get the best results with our products. Subscribe to our YouTube channels, sign up for our e-newsletter and follow us on all platforms to stay up-to-date. Be sure to tag us in your posts for a chance to be featured!



Woodland Scenics

For more information about our products, visit woodlandscenics.com



YouTube

Discover how to use our products from base to landscape with the help of visual aid



Facebook

Learn all about the latest Woodland products when you follow us on Facebook



Instagram

Check out the work of fellow modelers and see the endless results you can achieve

@woodlandscenics, @pinecarofficial, @scenearama



Pinterest

Pin inspirational photos, products and ideas from a variety of our Pinterest boards



Twitter

Find out what you need to know in 140 characters or less

@WoodlandScenics, @PineCar, @SceneARama

Visit our website to download the following apps, available for your smart phone, tablet or PC.



Water Volume Estimator

This fast and easy tool calculates how much Deep Pour Water or Realistic Water you need to create your water feature. Just put in the measurements of your water feature and let the Water Volume Estimator do the rest.



Model Inventory

Easy-to-use inventory app for tracking your model railroad locomotives, rolling stock, structures, scenery and accessories.



Model Scaler

Fast, easy and efficient scale model conversion tool. Quickly convert U.S. Customary and Metric measurements into any scale. Also available for Windows, Mac and Linux on the Chrome Web Store.




PineCar Calculator

Instantly find your car's center of gravity. Calculate the amount of weight you need on your front axle to place your center of gravity where you want it.



Woodland Scenics offers everything you need to build a layout, diorama, display or other project from base to landscape. Our easy-to-use products are designed to work together to produce realistic results every time.



Habachstal_005 by gravitat-OFF / cc-by-2.0

ONLINE VIDEOS

Check out our How-to Videos online to see how our products make modeling and inspiration easy:

- SubTerrain Lightweight Layout System
- Plaster Cloth
- Shaper Sheet
- Ready Rocks
- Earth Colors
- Using Coarse Turf to Add Landscape Texture
- The Field System
- How to Model Tufts of Grass
- Make a Tree
- Model Water Areas and many more!

“Is that real?” and “How did you do that?” are two of the most frequently asked questions after viewing a Woodland modeled scene. With the exception of our inspiration photos, images in this section were created with Woodland Scenics realistic scenery products.

We typically start with some source of inspiration such as pictures, memories or experiences, when choosing what to model. The photo above was our inspiration for a similar scene shown to the right on page 7. From here the process is not limited to but can be outlined by three steps: form your base, add color and dimension, and further realism with more details. The products we used are listed for your reference, making this a great place to start for your next creation. With Woodland Scenics, anyone can model with realistic results!

1. Form your base with SubTerrain and Terrain



- Shaper Sheet and Shaper Sheet Plaster (pg. 18-19)

- Rocks and Talus (pg. 24-26)


2. Add color & dimension with Landscape and Trees



- Clump-Foliage, Briar Patch and Realistic Trees (pg. 34, 43, 59-60)

- Fine Turf, Coarse Turf, Underbrush and Bushes (pg. 32-33)

3. Further your realism with water and details



- Deep Pour Water, Water Tint, Water Effects and White Water Highlights (pg. 48-50)

- Static Grass, Plant Hues, Flowers and Dead Fall (pg. 37, 42, 46)



WOODLAND SCENICS®



WOODLAND SCENICS®

- Learning Aids 8-10**
 - DVD's 8
 - Instruction Manual 9
 - Kits 9-10
- SubTerrain System 11-15**
 - Layout System 12-13
 - Tools and Accessories 14-15
- Terrain System 16-26**
 - Getting Started 16
 - Plaster Cloth and Shaper Sheet 17-18
 - Plasters 19
 - Plaster Tools and Accessories 20
 - Earth Colors Liquid Pigments 21
 - Culverts, Retaining Walls and Tunnel Portals 22-23
 - Ready Rocks and Rock Molds 24-25
 - Talus and Latex Rubber 26
- Road System 27-30**
 - Accessories 27
 - Grade Crossings, Gravel and Coal 28
 - Ballast 29
 - Track-Bed 30
- Landscape System 31-38**
 - Fine, Blended and Coarse Turfs 32
 - Underbrush & Bushes 33
 - Clump-Foliage and Foliage Clusters 34
 - Foliage and Poly Fiber 35
 - Flowering Foliage, Fruit, Pollen and Lichen 36
 - Stumps, Dead Fall and Soft Flake Snow 37
 - Adhesives and Accessories 37-38
 - Landscape Starter Kits 38
- Field System 39-46**
 - Static King 40
 - Adhesives and Accessories 41
 - Static Grass 42
 - Static Grass Flock, Field Grass and Briar Patch 43
 - Peel 'N' Place Tufts 44-45
 - Plant Hues, Flowers and Static Grass Starter Kit 46
- Water System 47-50**
 - Water Undercoats and Deep Pour Water 48
 - Water Tints, Realistic Water and E-Z Water 49
 - Surface Waters, White Water Highlights and Dust Dabber 50
- Trees 51-64**
 - Premium Trees 53-55
 - Woodland Classics 56-58
 - Ready Made Realistic Trees 59-60
 - Ready Made Trees Value Packs 61
 - Forest Canopy 62
 - Fine-Leaf Foliage and Shrubs & Saplings 63
 - Tree Armatures and Realistic Tree Kits 64
- Ready To Go Landscape 65-68**
 - ReadyGrass Vinyl Mat 66
 - Kits and Adhesives 67
 - Ready Landforms 68
- Figures and Accents 69-92**
 - Fences 70-71
 - Scenic Accents 72-90
 - Scenic Details 91-92
- Vehicles 93-100**
 - AutoScenes 94-97
 - Modern Era Vehicles 98-99
 - Scenic Details 100
- Utility System 101-103**
- Tidy Track 104-106**
 - Cleaning Kit 104
 - Replacement Pads and Accessories 105
 - Cleaners and Track Painters 106
- Lighting System 107-122**
 - Getting Started 108
 - Expanding 109
 - Accessorize 110-111
 - Customize 112-113
 - Street and Wall Mount Lights 114-115
 - Traffic Lights 116-117
 - Lighted Vehicles 118-119
 - Billboards 120
 - US Flags and Union Jack Flag Pole 121
 - LED Lights and Landscape Lights 122
- Buildings 123-158**
 - Built-&-Ready and Landmark Structures 123-137
 - Building Kits 125-137
 - DPM 138-155
 - Building Sets 156-157
 - Scenic Details 158
 - Mini-Scenes 159
 - Layout Kits 160-164
- Decals and Graphics 165-171**
 - Dry Transfer Decals 166-170
 - Model Graphics 171
- Fasteners and Lubricants 172**
 - Hob-Bits and Hob-E-Lube 172

Learning Aids




See The Videos—Read The Books

Create your dream layout, diorama or display with easy and fail-safe modeling systems. Whether you are a beginner or expert, Learning Aids walk you through the steps to produce realistic results from start to finish.

The Clinic DVD R970

Some of the best professionals in the model railroad business demonstrate terrain and landscape techniques to a standing-room-only crowd at a National Model Railroad Association convention.

75 minutes



SubTerrain: Build a Layout Fast and Easy DVD ST1400

See how to build a model railroad layout with the revolutionary SubTerrain Lightweight Layout System.

58 minutes




Model Scenery Made Easy

DVD R973

Watch and learn! This comprehensive video teaches modelers from beginner to expert the simple secrets of creating realistic model scenery.


60 minutes



The Complete Guide to Model Scenery C1208

This manual is full of color photos, illustrations, product information, step-by-step methods, as well as tips and techniques you will need to model realistic scenery.

NOTE: The Scenery Manual (C1207) and the SubTerrain Manual (ST1402) have been combined in this book.



Chapter 1 Page 23-56 SubTerrain

The SubTerrain chapter details how to create a layout base, transfer layout plans and determine grades for train tracks. It provides instructions for building the understructure of your layout with SubTerrain foam components.

Chapter 2 Page 57-100 Terrain

The Terrain chapter gives modelers a detailed comparison of terrain building techniques with both Plaster Cloth and Shaper Sheet. It discusses mixing plaster, making your own rock molds, using Rock Molds, casting rocks, customizing and installing rocks, laying Track-Bed and creating paved roads.

Chapter 3 Page 101-202 Landscaping


The Landscaping chapter provides in-depth instructions on coloring the terrain shell and rocks, creating gravel roads and modeling rock details. Learn how to create ground cover, undergrowth and trees so you can model realistic grasslands, deserts, forests, water features and snowy landscapes.

Chapter 4 Page 203-236 Structures & Detailing

The Structures and Detailing chapter instructs you how to use Sub-S-Ready structures and other pre-it items with the Just Plug Lighting System. It includes assembly and installation tips and techniques for modular structures, including lighting unit items and structures. This chapter also offers tips and techniques on weathering, decals and figures.

Chapter 5 Page 237-248 Cleaning & Maintenance

The Cleaning and Maintenance chapter teaches you how to maintain your layout and protect your investment. It goes over the proper methods to clean dusty foliage, water features and grime railroad tracks.



Complete Learning Kits

These kits offers step-by-step, illustrated instructions to easily build a realistic, detailed model scene using Woodland Scenics products. They are a great way for beginner modelers wanting to learn how to use the Terrain and Landscape Systems or for experienced modelers to show their model building talents. Each kit can be used to feature a favorite model train or use for slot car layouts, wargaming boards, collectible house displays or other projects.

The Scenery Kit S927

- Learn Terrain and Landscape techniques
- A kit for beginners
- Build a 10" x 19" (25.4 cm x 45.7 cm) HO scale diorama
- Includes more than 20 products
- Display an engine or piece of rolling stock

Train not included




HO Scale

10" x 18" (25.4 cm x 45.7 cm)

SubTerrain Scenery Kit™ S929

- Learn SubTerrain, Terrain and Landscape techniques
- Build a 12" x 24" (30.4 cm x 60.9 cm) N scale diorama
- Create realistic terrain features with Plaster cloth, rock castings and a Tunnel Portal
- Make trees and landscape with various ground covers, Ballast, Talus and other scenery products

Train not included



N Scale

12" x 24" (30.4 cm x 60.9 cm)

Learning Aids

Learning Kits

Learning Kits are value-packed tools developed specifically to teach beginning modelers and other hobbyists how to use the Terrain and Landscape Systems. Learn to sculpt terrain, model rocks, landscape various scenes, create paved areas, make trees, model water features and add those crucial finishing touches.



Rock Faces LK951

Learn to cast, install and color realistic rock formations.


Yield four to five rocks *Hydrocal® is a U.S. Gypsum registered trademark



Road System LK952

Learn to add roads and other paved areas to any layout.

Road size approx. 3" x 4' (7.62 cm x 121 cm) long



Trees LK953

Learn to model trees for any layout, diorama or project.

18 trees, heights range from 3/4" to 8" (1.9 cm to 20.3 cm)



Landscape LK954

Learn to create beautiful scenery by blending and texturing various types and colors of scenery products.

Landscape an area 2' x 2' (60.9 cm x 60.9 cm)



River/Waterfall LK955

Learn to create the illusion of water depth, make a river and a waterfall.

Model a river 1" x 28" x 1/8" (2.54 cm x 71.1 cm x 3.17 cm) and waterfall 1 1/4" x 5" x 3/32" (3.17 cm x 12.7 cm x 2.38 mm)



Scenery Details LK956


Learn simple techniques to create landscape detail on any layout.

Landscape an area 2' x 2' (60.9 cm x 60.9 cm) *Includes Patented Product



Shaper Sheet LK957

Learn how to create and color a customized terrain formation or model base.




Take the guesswork out of designing and building a layout with the revolutionary SubTerrain Lightweight Layout System. Create the base of your layout with durable foam components using the tools and adhesives designed to work together as a system. Once complete, use Terrain System products, such as Shaper Sheet and Plaster Cloth, to model various types of terrain from mountains to valleys or man-made areas. Then add color with Earth Colors Liquid Pigments to prepare for Landscape.

SubTerrain System

SubTerrain LIGHTWEIGHT LAYOUT SYSTEM™



This revolutionary System consists of sturdy, durable and lightweight foam components that take the guesswork out of designing and building a layout, and tools and adhesives specifically designed to work with the system. The Complete Guide to Model Scenery (C1208) provides detailed, fully illustrated instructions for using this system to construct a layout.

- **No experience necessary**
- **No complicated calculations**
- **No expensive power tools**
- **No dusty mess**



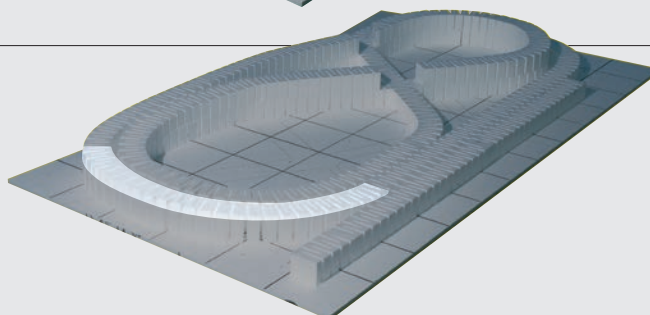

Risers

Elevate the track from a flat surface to create low-lying areas.



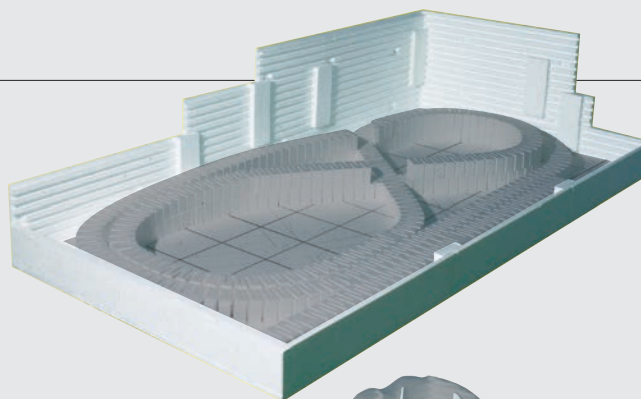

Inclines/Declines

Provide the proper change in elevation, so your train runs smoothly.



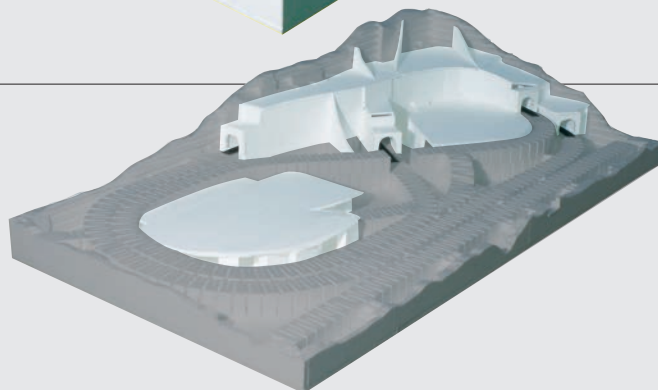

Profile Boards

Add sides. Create terrain contours with the Hot Wire Foam Cutter.



Foam Sheets

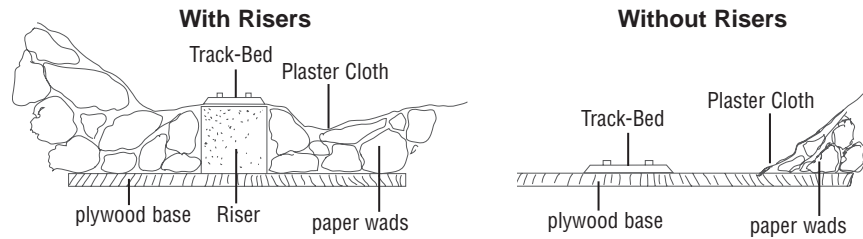
Create flat areas, tunnels and layout bases.



SubTerrain System

Risers

High-density foam Risers are used to elevate track. With the surrounding areas lower, modelers can create creek beds, ravines and other low-lying areas quickly and easily without the mess and inconvenience of expensive power tools.



Flex easily to form curves. Use on a plywood or foam base. To install, pin in place with Foam Nails and attach with Low Temp Foam Glue or Foam Tack Glue.


What Size Do I Need?

Risers are available in 1/2", 3/4", 1", 2" and 4" heights. We recommend using at least a 2" Riser to elevate your track. This will provide moderate elevation for gradual relief, hills and creek beds. Use a 4" Riser to give you maximum elevation for steep relief, rivers, valleys and other more dramatic landscape.

Generally, 1/2", 3/4" and 1" Risers are used in conjunction with Incline/Decline Starters.

Each piece is 2 1/2" w x 24" l (6.35 cm x 60.9 cm)

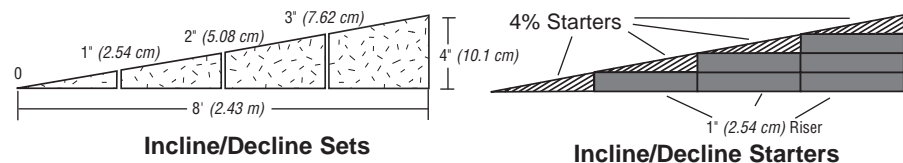
Description	Quantity	Product No.
1/2" (1.27 cm)	4 per pkg	ST1406
3/4" (1.9 cm)	4 per pkg	ST1414
1" (2.54 cm)	4 per pkg	ST1407
2" (5.08 cm)	4 per pkg	ST1408
4" (10.1 cm)	2 per pkg	ST1409



Incline/Decline Sets and Starters

Inclines/Declines are flexible and allow a smooth transition from one height to another. To install, pin in place and attach with Low Temp Foam Glue or Foam Tack Glue. Starters are identical pieces. Use alone or with Risers.

Each piece is 2 1/2" w x 24" l (6.35 cm x 60.9 cm)



See website for detailed illustration.

Description	Quantity	Product No.
2% Set Elevates/Lowers track 4" in 16' (10.1 cm in 4.87 m)	8/set	ST1410
3% Set Elevates/Lowers track 4 1/2" in 12' (11.4 cm in 3.65 m)	6/set	ST1416
4% Set Elevates/Lowers track 4" in 8' (10.1 cm in 2.43 m)	4/set	ST1411
2% Starter Raises/Lowers the elevation 1/2" (1.27 cm)	8/pcs	ST1412
3% Starter Raises/Lowers the elevation 3/4" (1.9 cm)	6/pcs	ST1415
4% Starter Raises/Lowers the elevation 1" (2.54 cm)	4/pcs	ST1413



Profile Boards™ ST1419

Profile Boards create the perimeter of your layout to define the contours. Their special interlocking design makes them easy to join together with the use of matching Connectors. Place end-to-end or stack and lock together, then trim with a Hot Wire Foam Cutter to create mountain profiles.

Each Profile Board is 8" h x 24" l (20.3 cm x 60.9 cm)

2 Boards and 2 Connectors




Foam Sheets

Use Foam Sheets to create flat areas for towns and to form tunnels. Use scrap foam to elevate the Foam Sheets and attach with Low Temp Foam Glue or Foam Tack Glue. The 1/4" sheet can be bent into a radius.

Each piece is 12" w x 24" l (30.4 cm x 60.9 cm)

Description	Quantity	Product No.
1/4" (6 mm)	1 pc	ST1422
1/2" (1.27 cm)	1 pc	ST1423
1" (2.54 cm)	1 pc	ST1424
2" (5.08 cm)	1 pc	ST1425
3" (7.62 cm)	1 pc	ST1426
4" (10.1 cm)	1 pc	ST1427



SubTerrain System



Modeling Sheets

- Unique layout-building material
- Use in place of styrene and balsa wood
- Flexible, lightweight and easy to cut
- Smooth, paintable surface

1/16" Modeling Sheets C1174

8 pc / 1/16" x 16" x 18" (1.58 mm x 40.6 cm x 45.7 cm) ea, 16 ft² (148 dm²) total

1/8" Modeling Sheets C1175


4 pc / 1/8" x 16" x 18" (3.17 mm x 40.6 cm x 45.7 cm) ea, 8 ft² (74.3 dm²) total

1/4" Modeling Sheets C1176

2 pc / 1/4" x 16" x 18" (6.35 mm x 40.6 cm x 45.7 cm) ea, 4 ft² (37.1 dm²) total

Assorted Modeling Sheets C1177


4 pc / 2 - 1/16" (1.58 mm), 1 - 1/8" (3.17 mm), 1 - 1/4" (6.35 mm) / 16" x 18" (40.6 cm x 45.7 cm) ea, 8 ft² (74.3 dm²) total



Road Riser™ C1181

- Provides an instant flat area for modeling roads
- Follows the curvature of the terrain
- Flexible for modeling winding and hilly roads

4 pc / 1/4" h x 2 1/2" w x 24" l
(6.35 mm x 6.35 cm x 60.9 cm)



ONLINE VIDEOS

Foam Nails ST1432

Use Foam Nails to pin Track-Bed, track, foam or other products in place temporarily.

2" (5.08 cm) 75/pkg



ONLINE VIDEOS

Foam Knife ST1433

Ideal for cutting foam. Includes 2" long blade.

1 knife/pkg

Foam Knife Blades ST1434

Replacement blades for Foam Knife

4 blades/pkg



ONLINE VIDEOS

Foam Pencils ST1431

- Special lead designed to draw on foam without causing damage
- Colors will not bleed through paint or other coverings

2 red, 2 black/pkg



Foam Putty™ ST1447

- Non-shrinking, lightweight filling material
- Same characteristics as foam
- Use to fill cracks and gaps on foam
- Sculpt, carve and sand easily when dry

16 oz vol (473 mL)





Low Temp Foam Glue Gun ST1445

- Will not damage foam and bonds instantly
- Load glue sticks in barrel, use trigger to dispense
- Use only with Low Temp Foam Glue Sticks

1 glue gun (110V) and 2 sticks 4" (10.1 cm)



Low Temp Foam Glue Sticks ST1446


- Bonds to foam, wood paper and other materials
- Use only with Low Temp Foam Glue Gun

10/pkg - 10" x 3/8" (25.4 cm x 9.52 mm)



Hot Wire Foam Cutter

- Adjustable collars for clean, accurate cuts at any angle
- Two cutting path options – 4 1/2" or 3 1/2" w x 6" d (11.4 or 8.89 cm x 15.2 cm)
- Use only on Woodland Scenics foam products
- Includes 24" Nichrome wire - use only Nichrome replacement wire
- Use the Bow & Guide attachment to make precise angled cuts



Includes option for cutting in tight places and faster cuts



Hot Wire Foam Cutter Replacement Wire ST1436

- Special Nichrome wire
- Retains even temperature needed to cut foam

48" (121 cm)



Foam Tack™ Glue ST1444

- Specially formulated for foam
- High tack and effective on most materials
- Use as contact cement when bonding two large surfaces

12 fl oz (354 mL)



120V Hot Wire Foam Cutter ST1435

(Transformer/Plug US)

230V Hot Wire Foam Cutter ST14401

(Transformer/Plug Europe)

230V Hot Wire Foam Cutter ST14402

(Transformer/Plug UK)

240V Hot Wire Foam Cutter ST14403

(Transformer/Plug Australia/New Zealand)



ONLINE VIDEOS

Flex Paste™ C1205

- Flexible, non-cracking modeling paste
- Use to create a hard surface or as a filler or primer on foam
- Use as a road base
- Use with Soft Flake Snow to model heavy snow drifts

16 fl oz (473 mL)



Foam Cutter Bow & Guide ST1437

- Bow attachment adds versatility to the Hot Wire Foam Cutter
- Attach the Guide for precise angled cuts (Handle not included. For use with Hot Wire Foam Cutter.)



Terrain System

The Terrain System offers a range of products for modeling earth contours, such as mountains, valleys, rolling hills and other realistic terrain easily. Use special pigments to color earth and castings. Install hand-painted, ready-to-go rocks, or cast and/or carve custom rock formations. Add waterways, man-made drainage areas and structures like retaining walls and portals. Lay sound deadening roadbed and ballast track. Build and stripe paved roads and parking lots. Add grade crossings and model sidewalks and gravel roads.



Support Panels

Quick and easy to use as strong, lightweight terrain understructure. Use to support raised areas and to prepare for covering with No-News Paper and Plaster Cloth. The 2" Support Panels work great with Road Riser when building roads. Cut easily with Hot Wire Foam Cutter, Foam Knife, scissors or hobby knife.

2" Support Panels C1172
2/pkg 1/16" x 18" w x 24" l (1.58 mm x 45.7 cm x 60.9 cm)

ONLINE
VIDEOS

4" Support Panels C1173
4/pkg 1/16" x 18" w x 24" l (1.58 mm x 45.7 cm x 60.9 cm)



Sticky Spots™ C1167

This high-tack, multi-sided adhesive yields instant placement on smooth and textured surfaces. It is repositionable and leaves no residue. Perfect for positioning terrain Support Panels and placing Road Risers. Each spot approx. 1/2" in diameter x 3/64" thick (12 mm x 1 mm)
100 pc/pkg



No-News Paper™ C1188

Use No-News Paper to build terrain and substructure in preparation for a plaster shell. No-News Paper is heavier than newspaper, offering stronger support and requiring less paper when making wads. Hands stay clean. Convenient to store.

100 ft², 12" x 100" (9.29 m², 30.4 cm x 30.4 m)



Plaster Cloth is the easy, convenient method for modeling lightweight landforms and terrain bases. The plaster-coated cloth creates a durable hard shell designed to accept paints, pigments, plaster castings and landscape materials with realistic effects. Use to fill in terrain gaps and blend terrain features. Accepts Earth Colors Liquid Pigment, plaster castings and scenery materials easily.

ONLINE VIDEOS

Plaster Cloth

C1203

A quick method for modeling terrain.

Packaged in a resealable bag.
8" w x 5 yd l, 10 ft²
(20.3 cm x 4.57 m, 92.9 dm²)



Plaster Cloth Narrow Roll

C1191

Specially sized for small areas/projects, Risers, Inclines/Declines and Road Riser.

Packaged in a resealable bag.
4" w x 5 yd l, 5 ft² (10.1 cm x 4.57 m, 46.4 dm²)



Plaster Cloth Triple Roll

C1192

Get three times as much. Perfect for large projects.

Packaged in a resealable bag.
8" x 15 yd, 30 ft²
(20.3 cm x 13.7 m, 278 dm²)



Plaster Cloth Sheets

C1193

Precut for convenience. Package doubles as a dipping and storage tray.

30 sheets/pkg 8" x 12", 20 ft² ea
(20.3 cm x 30.4 cm, 185 dm²)



Plaster Cloth / Modeling Tray

C1194

Perfect for dipping Plaster Cloth. Made of durable nonstick silicone, the tray offers fast and easy cleanup and long-lasting use. Includes side grips for easy lifting. Also use to pour molds, plaster slabs and expansive rock walls and for a wide variety of modeling needs.

10" x 14" x 1 3/4" (25.4 cm x 35.5 cm x 4.44 cm)



PLASTER CLOTH STEPS



- 1 Cut Plaster Cloth into desired strips. Dip and drag strip through water.



- 2 Lay wet Plaster Cloth over desired surface, bumpy side up.



- 3 Smooth plaster bumps with wet fingers to fill holes in cloth.



- 4 Overlap previous sheet by 50%. Repeat until project is covered.

Scan to watch a how-to video for Plaster Cloth



Terrain System

Shaper Sheet®

Shaper Sheet is a unique, patented terrain building material. The strong, pliable sheet holds its form without understructure and can be shaped and reshaped to create any level of detail. It mechanically bonds with plaster to create a hard shell. Ideal for layouts, dioramas, displays and arts and crafts.

9" Shaper Sheet C1178

1 Roll/pkg 9" w x 72" l, 4.5 ft²
(22.8 cm x 182 cm, 41.8 dm²)

18" Shaper Sheet C1179

1 Roll/pkg 18" w x 72" l, 9 ft²
(45.7 cm x 182 cm, 83.6 dm²)

Patented

ONLINE
VIDEOS



Shaper Sheet Steps



- 1 Simply cut into any shape or size just using scissors.



- 2 Form anything with as much or as little detail as you want.



- 3 Finish your model with or without Shaper Sheet Plaster.

Choose from a variety of plasters, each specially formulated to perform a specific way and provide the results you expect. All Plasters are simple to mix, easy to use and accept Earth Colors Liquid Pigments. Clean up is quick and easy when using plaster bowls and brushes.

ONLINE VIDEOS

Shaper Sheet® Plaster C1180

Shaper Sheet Plaster offers an extended working time and is specially formulated to turn Shaper Sheet into a permanent, hard surface. The longer working time makes Shaper Sheet Plaster ideal for covering large projects. Use as an adhesive for attaching castings to plaster. Accepts Earth Colors Liquid Pigment.

Net Wt 4 lbs (1.81 kg)



Carving Plaster™ C1198

Carving Plaster is a unique plaster with an extended application time and carves easily when dry. Use it to carve rock faces, bridge abutments, piers and other terrain formations. Scores easily for stone, brick and cobblestone effects. Great for arts and crafts. Use with Easy Rock Carving Tools (C1185 - pg. 18). Accepts Earth Colors Liquid Pigment.

Net Wt 3.5 lbs (1.58 kg)

**Available in Bulk C1198B - 5 gal (18.9 L)



Super Strength Plaster™ C1199

Super Strength Plaster dries hard and strong and produces exceptional casting detail. It resists cracking and water absorption, making it ideal for heavily used and weight bearing terrain surfaces such as R/C terrain. Also works great for outdoor plaster projects and statuary castings. Use as an adhesive to attach castings to plaster. Accepts Earth Colors Liquid Pigment.

Net Wt 4 lbs (1.81 kg)




Lightweight Hydrocal® Plaster* C1201

Lightweight Hydrocal is specially formulated for terrain modeling. It is half the weight of Hydrocal and goes twice as far. Use this tough, quick-setting plaster to create a hard shell terrain and to attach or fill in around castings. Accepts Earth Colors Liquid Pigment.

Net Wt 2 lbs (907 g)

**Available in Bulk C1201B - 5 gal (18.9 L)

*Hydrocal® is a U.S. Gypsum registered trademark



Mold-A-Scene™ Plaster C1202

Mold-A-Scene dries to a hard, textured shell with a natural tan color. Work with your hands or apply with a trowel-like tool. Use to create new or add to existing terrain. Model rocky hills, mounds, creek beds, deserts and other rough textured terrain. Fill gaps and holes and create piles and mounds. Accepts Earth Colors Liquid Pigment.

Net Wt 2 lbs (907 g)



PLASTER COMPARISON CHART

GIPS - EIGENSCHAFTEN	SHAPER SHEET PLASTER	CARVING PLASTER	SUPER STRENGTH PLASTER	LIGHTWEIGHT HYDROCAL PLASTER	MOLD-A-SCENE PLASTER
STRENGTH (1 = weak / 10 = strong)	8	4	10	5	2
WORK TIME (1 = short / 10 = long)	10	8	6	2	2
CURE TIME (1 = slow / 10 = fast)	5	7	3	9	8
CURED WEIGHT† (1 = heavy / 10 = light)	4	6	2	10	9
CARVABILITY (1 = hard / 10 = soft)	3	10	1	6	8
CAST DETAIL (1 = low / 10 = high)	9	5	10	7	1

**Item available in bulk - see Price List

Terrain System

Plaster Mixing Set C1187

Plaster Bowls and Spatula are fast and easy to clean, wet or dry! Cup and Bowl are marked in both fluid ounces and milliliters for easy measuring. Made of durable silicone for continual use and collapsible for easy storage.

1 Measuring cup 8 fl oz (236 mL)

1 Mixing Bowl 32 fl oz (946 mL)

1 Spatula



Plaster Brush Set C1186

Plaster Brushes are fast and easy to clean, wet or dry! They are specially sized for plaster application with staggered bristles to hold plaster. Made of durable silicone for continual use.

Brushes are 1 1/2" and 3" wide. 2/pkg

(3.81 cm and 7.62 cm)



Easy Rock Carving Tools C1185

Use the Easy Rock Carving Tools with Carving Plaster to carve rock formations. The Strata Tool helps you carve and shape large areas fast. Model strata, blasted rock and other weathered and eroded outcroppings. Use the Carving Tool Chisel to carve gouges and cavities, and use the Pick to carve grooves, fine-line abrasions and striations.

The Duster helps keep your carving area free from debris to monitor carving process.

3 piece set



Use Strata Brush to carve and shape large areas fast. Model strata, blasted rock and other weathered and eroded outcroppings.



Use Chisel to carve out gouges and rock chunks. Use Pick to score grooves, fine line abrasions and striation markings.



Keep carving area free from debris and monitor carving progress with the Duster.



Tunnel Liner Form C1250

- Cast realistic rock walls and ceilings for HO scale tunnels
- Innovative mold designed to form half of either a single or double liner section

A few simple steps:

1. Use a spatula to fill the Tunnel Liner Form with Woodland Scenics Plaster. When dry, remove from mold.
2. Join two half sections on top with a strip of wet Plaster Cloth to form a hinge. Raise unattached side for track maintenance.
3. Join completed units end-to-end for a longer tunnel.

Sized for HO scale.




Earth Colors™ Liquid Pigments

- Use to color rocks, terrain and plaster castings
- Water-soluble, dilute and blend in limitless combinations
- Concentrated for economical usage, available in eight colors

4 fl oz (118 mL)

Color may vary from actual product.

ONLINE VIDEO




White C1216



Concrete C1217



Stone Gray C1218



Slate Gray C1219



Black C1220



Raw Umber C1221



Burnt Umber C1222



Yellow Ocher C1223

Earth Colors Liquid Pigments Undercoat

- Formulated to provide a base color for terrain
- Extremely concentrated

8 fl oz (236 mL)

Color may vary from actual product.



Green Undercoat C1228



Earth Undercoat C1229



Earth Colors Kit C1215

- Specially formulated for coloring Plaster Cloth, Woodland Scenics Plasters, foam, wood and papier mâché
- Use to color rocks, terrain and plaster castings, such as Retaining Walls, Culverts and Tunnel Portals
- Concentrated for economical usage, includes eight colors
- Water-soluble

0.676 fl oz (19.9 mL) ea

ONLINE VIDEO



Coloring Rock Castings



- 1 Dab spots of the lightest Secondary Color Wash randomly over 1/3 of the rock casting.



- 2 Dab spots of the next Secondary Color Wash randomly over a different 1/3 of the rock casting.



- 3 Brush and dab the Dominant Black Wash over the entire rock casting to tie colors together.



- 4 Spray with Scenic Cement to seal color.

Terrain System

*Retaining Wall Scale lengths may vary depending on installation



Culverts

Culverts are plaster castings, colored easily with Earth Colors Liquid Pigment.



Concrete
 2 - HO Scale C1262
 2 1/2" W x 1 3/8" D x 1 1/8" H
 (6.35 cm x 3.49 cm x 2.85 cm)
 2 - N Scale C1162
 1 3/8" W x 5/8" D x 5/8" H
 (3.49 cm x 1.58 cm x 1.58 cm)



Masonry Arch
 2 - HO Scale C1263
 2 5/16" W x 2" D x 1 13/16" H
 (5.87 cm x 5.08 cm x 4.6 cm)
 2 - N Scale C1163
 1 1/4" W x 1 3/16" D x 31/32" H
 (3.17 cm x 3.01 cm x 2.46 cm)



Random Stone
 2 - HO Scale C1264
 3 1/2" W x 1 1/4" D x 1 3/8" H
 (8.89 cm x 3.17 cm x 3.49 cm)
 2 - N Scale C1164
 1 7/8" W x 3/4" D x 13/16" H
 (4.76 cm x 1.9 cm x 2.06 cm)




Timber
 2 - HO Scale C1265
 1 1/4" W x 2 3/8" D x 1" H
 (3.17 cm x 6.03 cm x 2.54 cm)
 2 - N Scale C1165
 3/4" W x 1 1/4" D x 9/16" H
 (1.9 cm x 3.17 cm x 1.42 cm)

Retaining Walls*

Retaining Walls are plaster castings, colored easily with Earth Colors Liquid Pigment. Use with or without Tunnel Portals. Install them individually or adjacent to one another to create straight or curved walls. Cut to varying heights to create stepped wing walls.

*Scale lengths are the combined length of Walls included in package. Lengths may vary depending on installation.



Concrete
 3 - HO Scale C1258
 2 5/8" W x 4 13/16" H ea, 57' scale length
 (6.66 cm x 12.2 cm ea, 17 m scale length)
 6 - N Scale C1158
 1 5/16" W x 2 1/2" H ea, 105' scale length
 (3.33 cm x 6.35 cm ea, 32 m scale length)



Cut Stone
 3 - HO Scale C1259
 3 1/8" W x 5 1/4" H ea, 67' scale length
 (7.93 cm x 13.3 cm ea, 20.4 m scale length)
 6 - N Scale C1159
 1 13/16" W x 2 5/8" H ea, 145' scale length
 (4.6 cm x 6.66 cm ea, 44.1 m scale length)



Timber
 3 - HO Scale C1260
 2 9/16" W x 5 1/8" H ea, 55' scale length
 (6.5 cm x 13 cm ea, 16.7 m scale length)
 6 - N Scale C1160
 1 5/16" W x 2 5/8" H ea, 105' scale length
 (3.33 cm x 6.66 cm ea, 32 m scale length)



Random Stone
 3 - HO Scale C1261
 3 3/8" W x 5 1/8" H ea, 73' scale length
 (8.57 cm x 13 cm ea, 22.2 m scale length)
 6 - N Scale C1161
 1 3/4" W x 2 5/8" H ea, 140' scale length
 (4.44 cm x 6.66 cm ea, 42.6 m scale length)

Terrain System

HO and N Scale Tunnel Portals

Tunnel Portals are plaster castings, colored easily with Earth Colors Liquid Pigment.



Concrete Single

1 - HO Scale C1252
Outside: 5 5/8" W x 4 7/8" H - Inside: 2 11/16" W x 3 11/16" H
(Outside: 14.2 cm x 12.3 cm - Inside: 6.82 cm x 9.36 cm)

2 - N Scale C1152
Outside: 2 15/16" W x 2 7/16" H - Inside: 1 7/16" W x 1 7/8" H
(Outside: 7.46 cm x 6.19 cm - Inside: 3.65 cm x 4.76 cm)



Cut Stone Single

1 - HO Scale C1253
Outside: 6 3/16" W x 5 1/4" H - Inside: 2 11/16" W x 3 11/16" H
(Outside: 15.7 cm x 13.3 cm - Inside: 6.82 cm x 9.36 cm)

2 - N Scale C1153
Outside: 3 5/16" W x 2 21/32" H - Inside: 1 7/16" W x 1 7/8" H
(Outside: 8.41 cm x 6.74 cm - Inside: 3.65 cm x 4.76 cm)



Timber Single

1 - HO Scale C1254
Outside: 5" W x 5 1/16" H - Inside: 2 5/8" W x 3 13/16" H
(Outside: 12.7 cm x 12.8 cm - Inside: 6.66 cm x 9.68 cm)

2 - N Scale C1154
Outside: 2 5/8" W x 2 21/32" H - Inside: 1 3/8" W x 1 15/16" H
(Outside: 6.66 cm x 6.74 cm - Inside: 3.49 cm x 4.92 cm)



Random Stone Single

1 - HO Scale C1255
Outside: 5 5/8" W x 5 1/16" H - Inside: 2 13/16" W x 3 11/16" H
(Outside: 14.2 cm x 12.8 cm - Inside: 7.14 cm x 9.36 cm)

2 - N Scale C1155
Outside: 3 1/8" W x 2 11/16" H - Inside: 1 9/16" W x 1 15/16" H
(Outside: 7.93 cm x 6.82 cm - Inside: 3.96 cm x 4.92 cm)



Concrete Double

1 - HO Scale C1256
Outside: 7 5/8" W x 4 5/8" H - Inside: 4 5/8" W x 3 3/4" H
(Outside: 19.3 cm x 11.7 cm - Inside: 11.7 cm x 9.52 cm)

2 - N Scale C1156
Outside: 3 15/16" W x 2 1/2" H - Inside: 2 3/8" W x 2" H
(Outside: 10 cm x 6.35 cm - Inside: 6.03 cm x 5.08 cm)



Cut Stone Double

1 - HO Scale C1257
Outside: 8 1/8" W x 5 1/8" H - Inside: 4 23/32" W x 3 27/32" H
(Outside: 20.6 cm x 13 cm - Inside: 11.9 cm x 9.76 cm)

2 - N Scale C1157
Outside: 3 15/16" W x 2 23/32" H - Inside: 2 1/2" W x 1 15/16" H
(Outside: 10 cm x 6.9 cm - Inside: 6.35 cm x 4.92 cm)

O Scale Tunnel Portals



Concrete Single

1 - O Scale C1266
Outside: 9" W x 8 3/8" H - Inside: 4 1/8" W x 6 1/2" H
(Outside: 22.8 cm x 21.4 cm - Inside: 10.4 cm x 16.5 cm)



Cut Stone Single

1 - O Scale C1267
Outside: 9 1/16" W x 8 3/8" H - Inside: 4 5/16" W x 6 1/4" H
(Outside: 23 cm x 21.2 cm - Inside: 10.9 cm x 15.8 cm)

Terrain System



Ready Rocks™

Highly detailed plaster castings, hand painted with Earth Colors Liquid Pigment. Ready Rocks are the answer for modelers who do not want to cast and paint their own rocks or need only a few to complete a project. Each rock is unique. Simply attach to layout.

ONLINE VIDEOS



Faceted

C1137 8 pc
3 1/2" - 7 1/2" (8.89 cm - 19 cm)



Surface

C1140 18 pc
1 1/2" - 3 1/2" (3.81 cm - 8.89 cm)



Creek Bed

C1141 31 pc
1 3/8" - 4" (3.49 cm - 10.1 cm)



Boulders

C1142 22 pc
1 1/8" - 1 1/2" (2.85 cm - 3.81 cm)



Outcroppings

C1139 13 pc
1" - 3 1/2" (2.54 cm - 8.89 cm)



Shelf C1136 6 pc 7" - 7 1/2" (17.7 cm - 19 cm)

Shelf rock is cast to nest side-by-side and top-to-bottom. Use separately or to create a large, contiguous wall.




Rock Face C1138 4 pc 7" - 7 1/4" (17.7 cm - 18.4 cm)

Rock Face is cast to nest side-by-side and top-to-bottom. Use separately or to create a large contiguous wall.

Rock Molds

- Durable, flexible, reusable and finely detailed
- Use Woodland Scenics Plaster to cast small boulders, rock outcroppings, rocks for fields and creeks or entire rock faces
- Color with Earth Colors Liquid Pigment

ONLINE VIDEO



Outcroppings C1230
5" x 7" (12.7 cm x 17.7 cm)



Surface Rocks C1231
5" x 7" (12.7 cm x 17.7 cm)



Boulders C1232
5" x 7" (12.7 cm x 17.7 cm)




Embankment C1233
5" x 7" (12.7 cm x 17.7 cm)



Random Rock C1234
5" x 7" (12.7 cm x 17.7 cm)




Laced Face Rock C1235
5" x 7" (12.7 cm x 17.7 cm)



Classic Rock C1236
5" x 7" (12.7 cm x 17.7 cm)




Wind Rock C1237
5" x 7" (12.7 cm x 17.7 cm)



Weathered Rock C1238
5" x 7" (12.7 cm x 17.7 cm)



Strata Stone C1239
5" x 7" (12.7 cm x 17.7 cm)




Rock Mass C1240
5" x 7" (12.7 cm x 17.7 cm)



Layered Rock C1241
5" x 7" (12.7 cm x 17.7 cm)




Washed Rock C1242
10 1/2" x 5" (26.6 cm x 12.7 cm)



Base Rock C1243
10 1/2" x 5" (26.6 cm x 12.7 cm)



Facet Rock C1244
10 1/2" x 5" (26.6 cm x 12.7 cm)



Creek Bed Rocks C1246
5" x 7" (12.7 cm x 17.7 cm)



Creek Bank C1245
Includes 2 unique molds - 5" x 7" ea (12.7 cm x 17.7 cm ea)



Shelf Rock C1247
10 1/2" x 5" (26.6 cm x 12.7 cm)



Rock Face C1248
10 1/2" x 5" (26.6 cm x 12.7 cm)

Terrain System

Color may vary from actual product.



Talus (Rock Debris)

- Lightweight material made to model rock debris
- Sprinkle on layout and secure with Scenic Cement or Scenic Glue
- For maximum realism, mix and blend grades and colors
- Color Natural Talus with Earth Colors Liquid Pigment, if desired

21.7 in³ (355 cm³) Coverage area depends on usage. Shown in actual size.

ONLINE VIDEO

Particle size:
 Fine 1/32"-3/32" (0.79 mm-2.38 mm)
 Medium 1/32"-3/16" (0.79 mm-4.76 mm)
 Coarse 3/16"-3/8" (4.76 mm - 9.52 mm)
 Extra Coarse 3/16"-1/2" (4.76 mm - 12.7 mm)



Talus Grades	Talus Colors	
FINE	 Buff Fine C1270 Medium C1271 Coarse C1272 Extra Coarse C1273	 Brown Fine C1274 Medium C1275 Coarse C1276 Extra Coarse C1277
MEDIUM		
COARSE	 Gray Fine C1278 Medium C1279 Coarse C1280 Extra Coarse C1281	 Natural Fine C1282 Medium C1283 Coarse C1284 Extra Coarse C1285
EXTRA COARSE		


Latex Rubber C1204

- Create long-lasting molds for rocks and other castings
- Ready to use, easy and fast
- Specifically formulated to be thin enough to seek detail and thick enough for durability

16 fl oz (473 mL)



ONLINE VIDEO



Brush three to six layers of Latex Rubber on rocks, hopper loads or other items.



When completely dry, carefully pull off the mold.



Make castings with Woodland Scenics Plaster.



Road System

Use to model any asphalt or concrete surface, such as roads, streets, sidewalks or parking lots. Accomplish in three easy steps.

ONLINE VIDEOS

Refer to page 10 for the Road System Learning Kit (LK952).



Paving Tape™ ST1455

- Adhesive-backed foam tape used to create a form for making streets, roads, sidewalks and parking lots
- A 5 1/4" (13.3 cm) wide smoothing spreader is included
- 30' (9.14 m) of tape makes a road approximately 15' (4.57 m) long



1/4" x 30' x 1/16"
(6.35 mm x 9.14 m x 1.58 mm)



Smooth-It™ ST1452

- Use this plaster material to fill the forms created with Paving Tape
- Also use to fill rough areas on streets and roads

Net Wt 1.5 lbs (680 g)



Top Coat™

- Model blacktop and concrete surfaces
- Color highways, streets, sidewalks and other paved areas
- Use full strength or dilute with water



Asphalt ST1453




Concrete ST1454



Flexi Edge™ C1294

- Flexible - bends and maintains its shape
- Scaled road striping guide for N, HO and O
- Raised inking surface prevents smears
- Includes a 40-foot graduated scale ruler for N, HO and O



Road Striping Pens

- Easily stripe roads, parking lots and crosswalks
- Special tip for clean, precise lines
- Works for N, HO and O scale (also works on HO^N/HO^N)
- Remove paint easily from Top Coat painted surfaces with Road Stripe Remover

Road Striping Pen - White C1291 3 mL (0.10 fl oz)

Road Striping Pen - Yellow C1292 3 mL (0.10 fl oz)

Road Stripe Remover C1293 10 mL (0.33 fl oz)



Road System

Color may vary from actual product. Coverage area depends on usage.



Grade Crossings

Realistic looking injection molded plastic Wood Planks or Steel Plates are notched to fit over rail spikes. Includes shims to correspond to all track codes. Two sets of crossings in each package.

* O Scale works for 2 and 3 rails.



Wood Plank



O Scale C1145
HO Scale C1147
N Scale C1149

Steel Plate



O Scale C1146
HO Scale C1148
N Scale C1150

Gravel

- Sized for modeling realistic gravel roads
- Use Accent Powder to model bare spots and shoulders
- Available in two colors and sizes
- Attach with Scenic Cement

Gravel 10.8 in² (176 cm²)
Accent Powder 1.8 in² (29.4 cm²)

ALLERGY CAUTION Contains tree nut by-products.




Gray Fine C1286



Gray Coarse C1287



Buff Fine C1288



Buff Coarse C1289

Coal

Natural, realistic product for any scale. Use in piles, wagons and freight cars. Attach with Scenic Cement. 10.8 in² (176 cm²)



Coal Scale Reference Chart

Scale	N	HO	O
B92	0"-12" (0 - 30.4 cm)	0"- 6" (0 - 15.2 cm)	0"- 3" (0 - 7.62 cm)
B93	8"- 20" (20.3 cm - 50.8 cm)	4"-10" (10.1 cm - 25.4 cm)	2"- 5" (5.08 cm - 12.7 cm)



Mine Run B92



Lump B93

Color may vary from actual product. Coverage area depends on usage.

Road System



Ballast
ROAD SYSTEM

Ballast

Ballast forms the rail's track-bed and holds the railroad track in place. Our Ballast realistically models this effect and is available in a variety of grades and colors. Mix and match for authentic reproductions. Ballast is lightweight and easy to use. Attach with Scenic Cement.

Bags 21.6 in³ (Gray Blend 46.4 in³) / Shaker 57.7 in³ Bags 353 cm³ (Gray Blend 760 cm³) / Shaker 945 cm³

ONLINE VIDEOS



ALLERGY CAUTION Contains tree nut by-products.

Ballast Scale Reference Chart

SCALE	Ballast Scale Reference Chart		
	FINE <i>Particle size: 0.0103"-0.033" (0.26 mm-0.83 mm)</i>	MEDIUM <i>Particle size: 0.033"-0.049" (0.83 mm-1.24 mm)</i>	COARSE <i>Particle size: 0.05"-0.082" (1.27 mm-2.08 mm)</i>
Z	2.2"-7.3" (5.58 cm - 18.5 cm)	7.3"-11" (18.5 cm - 27.9 cm)	11"-18.3" (27.9 cm - 46.4 cm)
N	1.6"- 5.3" (4.06 cm - 13.4 cm)	5.3"- 8" (13.4 cm - 20.3 cm)	8"-13.3" (20.3 cm - 33.7 cm)
HO	0.9"- 2.9" (2.28 cm - 7.36 cm)	2.9"-4.3" (7.36 cm - 10.9 cm)	4.3"- 7.2" (10.9 cm - 18.2 cm)
S	0.6"- 2.1" (1.52 cm - 5.33 cm)	2.1"-3.2" (5.33 cm - 8.12 cm)	3.2"- 5.3" (8.12 cm - 13.4 cm)
O	0.5"-1.6" (1.27 cm - 4.06 cm)	1.6"-2.4" (4.06 cm - 6.09 cm)	2.4"- 3.9" (6.09 cm - 9.9 cm)
G	0.24"-0.8" (6.09 mm - 2.03 cm)	0.8"-1.2" (2.03 cm - 3.04 cm)	1.2"-1.9" (3.04 cm - 4.82 cm)



Iron Ore

Fine (Bag) B70
Medium (Bag) B77
Coarse (Bag) B84



Dark Brown

Fine (Bag) B71
Medium (Bag) B78
Coarse (Bag) B85



Brown

Fine (Bag) B72, (Shaker) B1372
Medium (Bag) B79, (Shaker) B1379
Coarse (Bag) B86, (Shaker) B1386



Buff

Fine (Bag) B73, (Shaker) B1373
Medium (Bag) B80, (Shaker) B1380
Coarse (Bag) B87, (Shaker) B1387




Light Gray

Fine (Bag) B74, (Shaker) B1374
Medium (Bag) B81, (Shaker) B1381
Coarse (Bag) B88, (Shaker) B1388




Gray

Fine (Bag) B75, (Shaker) B1375
Medium (Bag) B82, (Shaker) B1382
Coarse (Bag) B89, (Shaker) B1389



Cinders

Fine (Bag) B76, (Shaker) B1376
Medium (Bag) B83, (Shaker) B1383
Coarse (Bag) B90, (Shaker) B1390



Gray Blend

Fine (Shaker) B1393
Medium (Bag) B94, (Shaker) B1394
Coarse (Shaker) B1395


Road System



ONLINE
VIDEOS

Track-Bed™

Track-Bed sound-deadening material cushions vibrations for a smoother operation and is a higher quality, low-cost alternative to other railbeds. It is compatible with cork, remains flexible, requires no pre-soaking, and will not dry out or crumble.



Strips

Use Track-Bed Strips for application in tight areas. They are scored along the centerline to allow for easy separation when laying roadbed with a tight radius.

Standard Pack (12 pieces per pkg)

N Scale ST1472* 1/8" x 1 1/4" x 24" (3 mm x 3.17 cm x 60.9 cm)
HO Scale ST1471 3/16" x 1 3/4" x 24" (5 mm x 4.44 cm x 60.9 cm)
O Scale ST1473 3/16" x 2 3/4" x 24" (5 mm x 6.98 cm x 60.9 cm)

Bulk Pack (36 pieces per pkg)

N Scale ST1462* 1/8" x 1 1/4" x 24" (3 mm x 3.17 cm x 60.9 cm)
HO Scale ST1461 3/16" x 1 3/4" x 24" (5 mm x 4.44 cm x 60.9 cm)
O Scale ST1463 3/16" x 2 3/4" x 24" (5 mm x 6.98 cm x 60.9 cm)

*Also works for HO_n30 gauge.



Sheets (6 pieces per pkg)

Use Track-Bed Sheets for rail yards or sidings.

N Scale ST1460
1/8" x 3 1/4" x 24" (3 mm x 8.25 cm x 60.9 cm)
HO/O Scale ST1470
3/16" x 5" x 24" (5 mm x 12.7 cm x 60.9 cm)



Super Sheets (1 each)

Perfect for multi-track rail yards, switches, loading areas and sidings.

N Scale ST1478
1/8" x 12" x 24" (3 mm x 30.4 cm x 60.9 cm)
HO/O Scale ST1477
3/16" x 12" x 24" (5 mm x 30.4 cm x 60.9 cm)



Rolls (Continuous Roll)

Track-Bed Rolls offer a smooth application. They are scored along the centerline to allow for easy separation when laying roadbed with a tight radius.

N Scale ST1475* 1/8" x 1 1/4" x 24" (3 mm x 3.17 cm x 7.31 m)
HO Scale ST1474 3/16" x 1 3/4" x 24" (5 mm x 4.44 cm x 7.31 m)
O Scale ST1476 3/16" x 2 3/4" x 24" (5 mm x 6.98 cm x 7.31 m)



Landscape adds depth, color, texture and realism to your layout. From ground cover and foliage to bushes and trees, the complete Landscape System offers easy-to-use, versatile and compatible products that are colorfast and non-magnetic. These products have been developed to mix and blend with each other to recreate nature's color variances, contrasts and highlights. Designed for ultimate realism, modelers will get the results they want and expect.



Landscape System

Colors may vary from actual product. Coverage area depends on usage.


Fine Turf

- Add texture and highlights to trees and scenery
- Available in six realistic colors, which model fresh, scorched and dying grasses, weeds and dirt roads
- Attach with Scenic Cement
- One bag covers approx. 2,000 in² or 14 ft²
- One shaker covers approx. 4,600 in² or 32 ft²


Bag 21.6 in³ (353 cm³) / Shaker 57.7 in³ (945 cm³)



Particle size approx. 1/1000" - 1/32" (0.025 mm - 0.79 mm)



Soil
(Bag) T41, (Shaker) T1341



Earth
(Bag) T42, (Shaker) T1342




Yellow Grass
(Bag) T43, (Shaker) T1343



Burnt Grass
(Bag) T44, (Shaker) T1344



Green Grass
(Bag) T45, (Shaker) T1345



Weeds
(Bag) T46, (Shaker) T1346

Blended Turf

- Use as a base covering over Earth Colors Liquid Pigment Undercoat to model grass, weeds and other low growing plants
- Available in two colors
- Attach with Scenic Cement
- One bag covers approx. 4,300 in² or 30 in²
- One shaker covers approx. 4,600 in² or 32 ft²

Bag 54.1 in³ (886 cm³) / Shaker 57.7 in³ (945 cm³)

Particle size approx. 1/1000" - 1/32" (0.025 mm - 0.79 mm)



Green Blend
(Bag) T49, (Shaker) T1349



Earth Blend
(Bag) T50, (Shaker) T1350

Coarse Turf

- Model low grasses, leaves, weeds and add texture and highlights to trees and scenery
- Provides a smooth transition from low to medium and high ground cover
- Available in 11 natural colors
- Attach with Scenic Cement

Bag 21.6 in³ (353 cm³) / Shaker 57.7 in³ (945 cm³)



Particle size approx. 1/32" - 1/8" (0.79 mm - 3.17 mm)



Earth
(Bag) T60



Yellow Grass
(Bag) T61, (Shaker) T1361



Burnt Grass
(Bag) T62, (Shaker) T1362



Light Green
(Bag) T63, (Shaker) T1363



Medium Green
(Bag) T64, (Shaker) T1364



Dark Green
(Bag) T65, (Shaker) T1365



Conifer
(Shaker) T1366



Fall Yellow
(Shaker) T1353



Fall Orange
(Shaker) T1354



Fall Red
(Shaker) T1355



Fall Rust
(Shaker) T1356

Underbrush

- Model low to medium ground cover, bushes, and shrubs
- Make small to medium trees
- Attach to Tree Armatures with Hob-e-Tac Adhesive
- Attach to layout with Scenic Glue

Bag 21.6 in³ (353 cm³) / Shaker 57.7 in³ (945 cm³)



Particle size approx. 1/8" - 5/16" (3.17 mm - 7.93 mm)



Olive Green
(Bag) FC134, (Shaker) FC1634




Light Green
(Bag) FC135, (Shaker) FC1635



Medium Green
(Bag) FC136, (Shaker) FC1636



Dark Green
(Bag) FC137, (Shaker) FC1637



Forest Green
(Bag) FC138, (Shaker) FC1638



Forest Blend
(Bag) FC139, (Shaker) FC1639

Bushes

- Model medium to high ground cover, bushes, and shrubs
- Make medium to large trees
- Attach to Tree Armatures with Hob-e-Tac Adhesive
- Attach to layout with Scenic Glue

Bag 21.6 in³ (353 cm³) / Shaker 57.7 in³ (945 cm³)



Particle size approx. 5/16" - 1/2" (7.93 mm - 12.7 mm)



Olive Green
(Bag) FC144, (Shaker) FC1644



Light Green
(Bag) FC145, (Shaker) FC1645



Medium Green
(Bag) FC146, (Shaker) FC1646



Dark Green
(Bag) FC147, (Shaker) FC1647



Forest Green
(Bag) FC148, (Shaker) FC1648



Forest Blend
(Bag) FC149, (Shaker) FC1649

Landscape System

Colors may vary from actual product. Coverage area depends on usage.



Clump-Foliage™

- Model medium to high ground cover
- Landscape hillsides
- Create shrubs, bushes and trees
- Attach to Tree Armatures with Hob-e-Tac Adhesive
- Attach to terrain with Scenic Glue

Small Bag 57.7 in³ (945 cm³), Large Bag 173 in³ (2.83 dm³)



Particle size approx. 1/8" - 1 1/2" (3.17 mm - 3.81 cm)




Burnt Grass
(Lg. Bag) FC181



Light Green
(Sm. Bag) FC682, (Lg. Bag) FC182



Medium Green
(Sm. Bag) FC683, (Lg. Bag) FC183



Dark Green
(Sm. Bag), FC684, (Lg. Bag) FC184



Conifer Green
(Lg. Bag) FC185



Fall Mix
(Lg. Bag) FC186

Foliage Clusters™

- Break into any size
- Model bushes, shrubs and trees or high ground cover
- Use on hillsides to model tree masses
- Attach to terrain with Scenic Glue


Bag 50.8 in³ (832 cm³)



Light Green FC57



Medium Green FC58



Dark Green FC59

Colors may vary from actual product. Coverage area depends on usage.



Landscape System




Foliage

- Make trees, vines, weeds, bushes or any low growth
- Stretch the sheet of Foliage for a thin, lacy application
- Attach Foliage to Tree Armatures with Scenic Glue
- Attach to hillsides, Tunnel Portals, buildings, bridges, etc. with Scenic Glue
- Create quick and economical tree masses


72 in² (464 cm²)




Light Green F51




Medium Green F52



Dark Green F53



Conifer Green F54



Early Fall F55




Late Fall F56

Poly Fiber

- Synthetic fiber used to create vines, undergrowth and other rambling vegetation
- Affix to the sides of buildings, Tunnel Portals, Retaining Walls, light poles, billboards and along fence rows, wherever vines grow
- Make quick and economical tree masses
- Attach with Scenic Cement or Scenic Glue

16 g (0.56 oz)



Green FP178

Landscape System

Colors may vary from actual product. Coverage area depends on usage.

Flowering Foliage™

- Add color and model flowers along tracks, in fields, on hills or around buildings
- Attach with Scenic Cement


72 in² (464 cm²)

Covers approximately 100 in² (645 cm²)

ONLINE VIDEO



Yellow F176




Purple F177

Fruit T47

Fruit includes two colors: red and orange. Sprinkle Fruit on tree foliage and ground cover to model fruit and fallen fruit.


1.8 in² (29.4 cm²) ea



Pollen

Pollen adds realistic detail to the stamens of the paper flower designs like those by Susan's Garden™. Use Pollen on model scenery to model flowers and to highlight trees, shrubs and other landscape. Also use it to detail decorations, embellish greeting cards and scrapbooks or for many other craft projects.

1.8 in² (29.4 cm²)




Charcoal T4641



Brown T4642



Gold T4643



Green T4644



Yellow T4645



Orange T4646



Red T4647



Purple T4648



Pink T4649

Lichen

- Uniquely textured, natural product blends easily with other foliage to create realistic scenery
- Model bushes and ground cover or use as tree foliage
- Use for quick and economical tree masses on your layout
- Attach to Tree Armatures with Hob-e-Tac Adhesive
- Attach to terrain with Scenic Glue

Small Bag 86.6 in² (1.41 dm²)

Large Bag 173 in² (2.83 dm²)



ONLINE VIDEO




Spring Green (Small Bag) L161



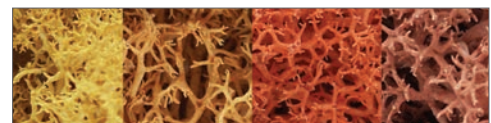
Light Green (Small Bag) L162



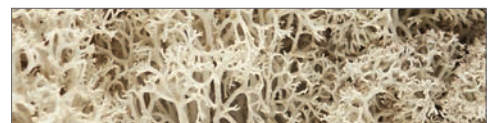
Medium Green (Small Bag) L163




Dark Green (Small Bag) L164



Autumn Mix (Small Bag) L165



Natural (Small Bag) L166



Light Green Mix (Large Bag) L167



Dark Green Mix (Large Bag) L168

Colors may vary from actual product. Coverage area depends on usage.

Landscape System

LANDSCAPE SYSTEM
Stumps, Soft Flake Snow, Dead Fall, Adhesives and Scenic Sprayer

Stumps

- Lead-free, metal castings
- Add realistic detail to wooded or deforested areas
- Clean parts, paint, and adhere to layout with Scenic Glue



Cut Stumps S31 (14 pcs)

Broken Stumps S32 (14 pcs)



Soft Flake Snow™ SN140

- Model realistic winter scenes
- For a dusting of snow, sprinkle and attach with Scenic Cement
- For heavy drifts, apply Flex Paste and sprinkle with Soft Flake Snow

57.7 in³ (945 cm³)



Dead Fall

- Natural, realistic product
- Use to model fallen or standing dead trees and stumps
- Pieces feature gnarled branches, knots, and some are smooth, with signs of weathering
- Use for any scale
- Attach with Scenic Glue



S29 1.75 oz (49.6 g)

S30 0.5 oz (14.1 g)



Scenic Cement™ S191

- Multi-use, ready-to-use spray or brush-on application
- Specially formulated to attach Ballast, Turf and other landscape materials
- Contains wetting agent that breaks surface tension for easier and faster penetration
- Permeates instantly for maximum coverage
- Smooth, flowing application reduces spray-head clogging, foaming and bubbles
- Non-toxic, water-based and dries to a matte medium finish
- Use with Scenic Sprayer

16 fl oz (473 mL)



Scenic Glue™ S190

- Apply landscape materials with this high-tack, non-odorous adhesive
- Thick, flexible, strong hold
- Dries clear
- Does not crack or turn yellow
- Water-soluble, non-toxic

8 fl oz (236 mL)



Scenic Sprayer™ S192

- Comes with siphon tube and spray-head that fits the Scenic Cement bottle
- Nozzle adjusts from a spray to a mist
- Measurement markings in fluid ounces and milliliters printed on label
- Use with Scenic Cement, Earth Colors Liquid Pigment and other liquids

Holds 8 fl oz (236 mL)



Hob-e-Tac® Adhesive S195

- Multi-purpose, water-soluble, stays tacky, non-toxic
- Make trees and attach Field Grass to layout
- Apply. Wait until clear. Attach foliage products
- Can use as contact adhesive

2 fl oz (59.1 mL)

ONLINE VIDEO



Landscape System

Colors may vary from actual product. Coverage area depends on usage.

Canister Shaker S194

- Perfect for storing all landscape products
- Comes with a dual-purpose cap. One side for shaking, the other for pouring
- Includes a blank identification label
- Use to apply Turf materials and Ballast



Holds 32 oz vol (57.7 in³ / 945 cm³)

Canister Shaker Set S199

- Organize and store your landscape products
- Sturdy cardboard container, which can be hung on pegboard or set on your workbench
- Set of six shakers includes six blank labels to identify the stored products



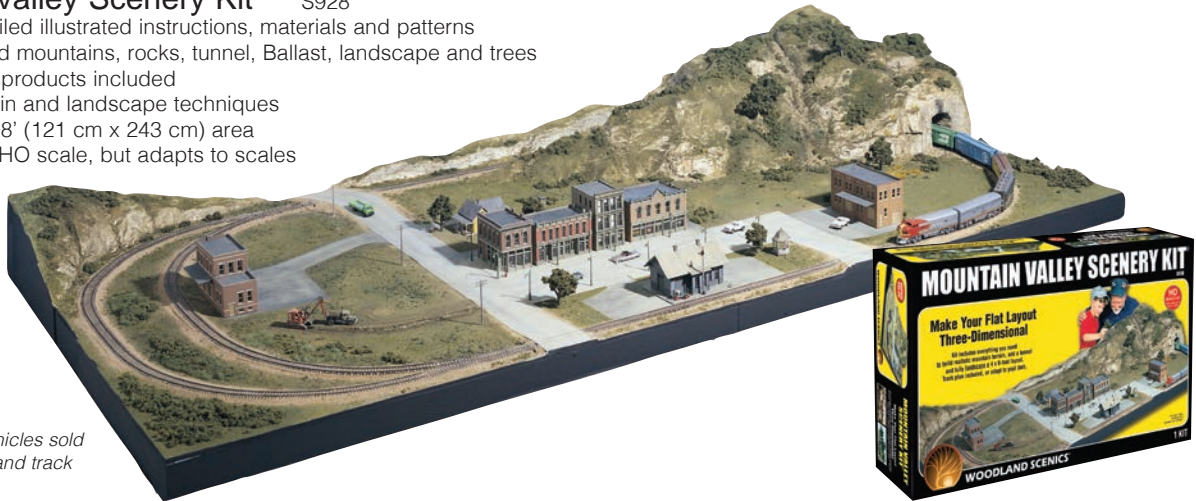
Each Shaker holds 32 oz vol (57.7 in³ / 945 cm³)

Landscape Starter Kit

These kits have enough products to create realistic landscape on a large 4' x 8' layout. They offer step-by-step, illustrated instructions to create a detailed model scene using Woodland Scenics products. These kits also are adaptable to any scale Z through O.

Mountain Valley Scenery Kit® S928

- Includes detailed illustrated instructions, materials and patterns needed to add mountains, rocks, tunnel, Ballast, landscape and trees
- More than 24 products included
- Teaches terrain and landscape techniques
- Covers a 4' x 8' (121 cm x 243 cm) area
- Designed for HO scale, but adapts to scales Z through O



Buildings and vehicles sold separately; train and track not included.

Premium Landscape Starter Kit


Easily build your dream landscape with the River Pass™ Scenery Kit. Learn how create detailed scenery up to a 4' x 8' model train layout, wargaming board, large scale diorama and more! More than 40 quality products are included and designed to work together for ultimate realism.

River Pass Scenery Kit S1488

- Includes materials needed to cover a 4' x 8' (121 cm x 243 cm) layout
- Detailed instructions for River Pass Layout included and is a luxury scenery upgrade to the Mountain Valley Scenery Kit
- Adaptable to Z through O scales
- More than 40 products include materials to cast rocks, color your terrain, add roads and paves areas, landscape, make trees, model water features and add other scenic details

Everything You Need For Realistic Landscape In One Kit!

Includes a Patented Product.





The Field System makes it easy to add texture and dimension while modeling meadows, fields and pastures with incredible realism. A wide range of colors and textures allow you to model any season or grassy landscape. All products are designed to work together, and each one includes simple-to-follow instructions to make modeling easy.



Field System

Colors may vary from actual product. Coverage area depends on usage.



Static King® FS639

Static King makes it easy to model large grassy areas and ensures Static Grass is applied vertically. The Static King has an ergonomic design and can be placed upside down for easy filling. It comes with different Sieve sizes for creating a varied effect using 2-12 mm lengths of Static Grass. A divider allows the use of multiple colors and sizes at the same time for modeling realistic fields and other tall grasses.

- Clear hopper
- 360-degree Power Indicator Light
- Power via Power Supply or Batteries (sold separately)
- Non-slip rubber grip
- Easily interchange twist-lock Sieve
- Automatic discharge after use



Patented Product



Colors may vary from actual product. Coverage area depends on usage.

Field System

FIELD SYSTEM
Adhesives and Accessories



Model-Vac® FS640

- Pick up and reuse excess material
- Easy to empty
- Access small areas
- Cordless design



Field System Power Supply

When the Power Supply is connected to the Static King, it ensures the applicator operates at full strength for optimal results.

- FS641 Type A (US) 120V
- FS14410 Type C (EU) 240VAC
- FS14411 Type G (UK) 240VAC
- FS14412 Type I (AU/NZ) 240VAC

1/pkg



Batteries (9V) FS642

Use Batteries with the Static King or Model-Vac for portable power.

Batteries are compatible anywhere you need to use 9v batteries.

2/pkg



Tuft-Tac® FS643

- Model tufts of grass
- High-tack adhesive
- Repositionable
- Water soluble

4 fl oz (118 mL)



Static-Tac® FS644

- Formulated for Static Grass
- Works for large or small areas
- Clear matte finish adhesive
- Water soluble

12 fl oz (354 mL)



Spray-Tac™ FS645

- Apply Plant Hues/Flowers
- Clear matte finish adhesive
- Fine mist
- Water soluble

8 fl oz (236 mL)



Accent Shakers FS646

Use Accent Shakers to easily apply Plant Hues and Flowers for interest, highlights and shadows. Each shaker is easy to fill, and the cap has multiple opening sizes for different application amounts.



Field System

Colors may vary from actual product. Coverage area depends on usage.



Static Grass


Static Grass is a special material that stands upright when it is applied with the Static King. Use Static Grass to model fields and other tall grasses. Blend multiple lengths and colors of Static Grass to replicate all phases of growth.



Static Grass Sizes

2 mm	4 mm	7 mm	12 mm

Static Grass Colors



Dark Green

- 2 mm FS613
- 4 mm FS617
- 7 mm FS621
- 12 mm FS625

Medium Green

- 2 mm FS614
- 4 mm FS618
- 7 mm FS622
- 12 mm FS626

Light Green

- 2 mm FS615
- 4 mm FS619
- 7 mm FS623
- 12 mm FS627

Straw

- 2 mm FS616
- 4 mm FS620
- 7 mm FS624
- 12 mm FS628

Static Grass Flock™

- Fiber product to model grass, weeds or forest litter
- Use alone or with Fine Turf
- Place under trees or along ditches
- Attach with Scenic Cement

Shaker 57.7 in³ (945 cm³)



Fiber size approx. 1/16" - 1/8" (1.58 mm - 3.17 mm)



Wild Honey FL631




Harvest Gold FL632




Burnt Grass FL633



Light Green FL634



Medium Green FL635



Dark Green FL636

Field Grass

- An extremely fine, natural product
- Model tall grass, field grass and weeds
- Attach to terrain with Hob-e-Tac Adhesive, Scenic Glue or Tuft-Tac


8 g (0.28 oz) Grass is 2 1/2" long (6.35 cm)




Natural Straw FG171



Harvest Gold FG172



Light Green FG173



Medium Green FG174

Briar Patch

Briar Patch makes it simple to model brambles, thickets and shrubbery. It is available in two colors and ready to use straight out of the package.

21.2 in³ (347 cm³) ea

Patented Product



Dry Brown FS637



Medium Green FS638

Field System

Colors may vary from actual product. Coverage area depends on usage.



Peel 'N' Place™ Tufts

Model different grassy plants and add textures and variation to your landscape with Peel 'n' Place Tufts. These Tufts are premade and can be used right out of the package by simply peeling them from the tray and placing them where desired.



GRASS TUFTS – Place where small, random patches of grass would appear naturally.



Light Green Grass Tufts
FS770 21/pkg



Medium Green Grass Tufts
FS771 21/pkg



FLOWERING TUFTS – Replicate clusters of wildflowers in a field or a neighborhood flowerbed.



Violet Flowering Tufts
FS772 21/pkg



Red Flowering Tufts
FS773 21/pkg



SEEDING TUFTS – Model patches of plants found along ditches or in a meadow.



Yellow Seeding Tufts
FS774 21/pkg




Brown Seeding Tufts
FS775 21/pkg



Colors may vary from actual product. Coverage area depends on usage.

Field System

FIELD SYSTEM
Prairie Grass and Edging Strips



PRAIRIE GRASS – Put near dead fall, in a pasture or by water to model reeds and other aquatic grasses.



**Light Green
Prairie Grass**
FS776 20/pkg



**Medium Green
Prairie Grass**
FS777 20/pkg



**Dark Green
Prairie Grass**
FS778 20/pkg



**Brown Tipped
Prairie Grass**
FS779 20/pkg



EDGING STRIPS – Line around buildings or along fences where it can be difficult to cut grass.



Light Green Edging Strips
FS780 4/pkg



Medium Green Edging Strips
FS781 4/pkg



Field System

Colors may vary from actual product. Coverage area depends on usage.

Plant Hues FS629

- Model seed heads
- Creates a variegated appearance
- Enhance terrain contours with shadows and highlights

1.8 in² (29.4 cm²) ea

4 colors: Golden, Wheat, Shadow Green, Red Switch



Golden



Wheat



Shadow Green



Red




Flowers T48


Flowers are perfect for modeling realistic flowerbeds, flowering trees, bushes and vines.

1.8 in² (29.4 cm²) ea


4 colors: Red, Yellow, White, Orange



Red




Yellow



White



Orange



Static Grass Starter Kit

FS647

- Learn to apply Static Grass
- Easily create realistic fields and tall grasses
- Works for small projects





Easily capture the movement of a rushing river or the calm surface of a murky lake by using the Water System from Woodland Scenics. This complete system has been specially designed to model all bodies of water and their features. Take away the guesswork and stop hunting for products. The Water System can do it all – deep water, motion, authentic colors and more.



Water System

Colors may vary from actual product. Coverage area depends on usage.




Water Undercoats™


Add color and seal your plaster base all at once with Water Undercoats. Blend two or more Water Undercoats to add to the realism and illusion of depth.

3.75 fl oz (110 mL)


ONLINE VIDEO



Deep Blue CW4530



Navy Blue CW4531




Hunter Green CW4532



Moss Green CW4533



Olive Drab CW4534



Yellow Silt CW4535

Deep Pour Water™

Use Deep Pour Water Clear to easily achieve depth and display underwater terrain. Deep Pour Water Murky is pre-tinted and perfect for any murky water feature.

Deep Pour 8 fl oz (236 mL) +
Activator 4 fl oz (118 mL) =
12 fl oz (354 mL)

ONLINE VIDEO



Clear CW4510



Murky CW4511



Water Volume Estimator

This fast and easy tool calculates how much Deep Pour Water or Realistic Water you need to create your water feature. Just put in the measurements of your water feature and let the Water Volume Estimator do the rest.

Colors may vary from actual product. Coverage area depends on usage.

Water System

WATER SYSTEM
Water Tints, Realistic Water and E-Z Water




Water Tints

Water Tints make it easy to create natural shallows and depths. Use Water Tints with Deep Pour Water, Realistic Water, or Surface Water to create authentic colors for your water feature. Mix more than one to create custom colors.

2 fl oz (59.1 mL)

ONLINE VIDEO



Navy Blue CW4519



Turquoise CW4520



Moss Green CW4521




Sage Green CW4522



Olive Drab CW4523



Yellow Silt CW4524



Murky CW4525

Realistic Water™

C1211

Use Realistic Water for a simple one-step solution for modeling water. Complement Realistic Water with other Water System products.

16 fl oz (473 mL)

ONLINE VIDEO



E-Z Water™

C1206

E-Z Water is good for deep single pours. Heat activated product and dries quickly. Great for ponds, streams, rivers and harbors.

16 oz vol (473 mL)

Contents cover
154 in² (993 cm²)



Water System

Colors may vary from actual product. Coverage area depends on usage.



Surface Waters

Set your water in motion by using Surface Waters to model splashes, waves and waterfalls.


ONLINE VIDEO



Water Effects® C1212 8 fl oz (236 mL)



Water Ripples CW4515 4 fl oz (118 mL)



Water Waves CW4516 4 fl oz (118 mL)

White Water Highlight™

CW4529

Use White Water Highlight to intensify movement or add foam and froth.

ONLINE VIDEO

2 fl oz (59.1 mL)



Dust Dabber®

CW4539

Dust Dabber removes dust and debris from your water feature and other parts of your layout.

ONLINE VIDEO

5.64 oz (159 g)





Trees add life, realism and perspective to layouts, dioramas, displays and other projects. The more variety in types and colors, the more realistic your scenery will look. Choose from a wide variety of Woodland Scenics trees, available in all shapes, sizes and colors. Mix, match and blend multiple types and textures for superior realism. Place them ready-made or make them yourself with plastic or metal armatures and several types of foliage. Tree sizes work for N, HO or O scale and any scale in between.



Trees

Color may vary from actual product. Tree heights are approximate.

Choose from three lines of ready-made trees or create your own with armatures and foliage.

ONLINE VIDEOS



Premium Trees™

Handcrafted replicas of real trees. The design of the branch and leaf structure identifies the tree type easily, and tree trunks are textured to look like real bark (pg. 53-55).



Woodland Classics®

These ready-made trees have classic appeal and are economically priced. Their finely detailed, hand-painted tree trunks represent a multitude of realistic shapes and branching forms (pg. 56-58).



Ready Made Realistic Trees™

These trees lend authenticity to any layout or diorama. Their natural colors and realistic textures blend with other Woodland Scenics landscape products. Add lots of trees to your layout quickly with Ready Made Trees™ Value Packs (pg. 59-61).



Make Your Own

Use tree kits, armatures, Fine-Leaf Foliage and Forest Canopy to create a variety of individual trees, dense forests, shrubs, bushes, dead trees, hedges and more (pg. 62-64).



Use this chart to determine scale representation for actual tree heights.

	$\frac{3}{4}$ " (1.9 cm)	1 $\frac{1}{4}$ " (3.17 cm)	2" (5.08 cm)	2 $\frac{1}{2}$ " (6.35 cm)	3" (7.62 cm)	4" (10.1 cm)	5" (12.7 cm)	6" (15.2 cm)	7" (17.7 cm)	8" (20.3 cm)	9" (22.8 cm)
N Scale	10' (3.04 m)	17' (5.18 m)	27' (8.22 m)	33' (10 m)	40' (12.1 m)	53' (16.1 m)	67' (20.4 m)	80' (24.3 m)			
HO Scale	5' (1.52 m)	9' (2.74 m)	15' (4.57 m)	18' (5.48 m)	22' (6.7 m)	29' (8.83 m)	36' (10.9 m)	44' (13.4 m)	51' (15.5 m)	58' (17.6 m)	65' (19.8 m)
O Scale	3' (91.4 cm)	5' (1.52 m)	8' (2.43 m)	10' (3.04 m)	12' (3.65 m)	16' (4.87 m)	20' (6.09 m)	24' (7.31 m)	28' (8.53 m)	32' (9.75 m)	36' (10.9 m)



Model Scaler Free scale conversion app for your smartphone, tablet or PC. Fast and easy Model Scaler instantly converts U.S. Customary and Metric measurements for any scale. Download free at woodlandscenics.com.

Color may vary from actual product. Tree heights are approximate.



Premium Trees

Premium Trees are handcrafted replicas of real trees. The design of the branch and leaf structure identifies the tree type easily, and tree trunks are textured to look like real bark. Each tree has a planting base pin. There are three different package sizes with trees ranging from 1 1/2" to 6" (3.81 cm to 15.2 cm) in height.



Birch TR1601 (1/pkg)
3 7/8" (9.84 cm)



Dead Elm TR1602 (2/pkg)
3 1/4", 2 1/4" (8.25 cm, 5.71 cm)



Sycamore TR1603 (2/pkg)
3", 2 1/4" (7.62 cm, 5.71 cm)



Fall Maple TR1604 (2/pkg)
3", 2 3/8" (7.62 cm, 6.03 cm)



Paper Birch TR1605 (3/pkg)
2 3/4", 1 1/2", 2 1/4" (6.98 cm, 3.81 cm, 5.71 cm)



Oak TR1606 (1/pkg)
3" (7.62 cm)

Trees

Color may vary from actual product. Tree heights are approximate.



Locust TR1607 (2/pkg)
3", 1 3/4" (7.62 cm, 4.44 cm)



Sweetgum TR1608 (1/pkg)
4" (10.1 cm)



Sycamore TR1609 (1/pkg)
3 7/8" (9.84 cm)



Maple TR1610 (1/pkg)
4 1/2" (11.4 cm)



Poplar TR1611 (3/pkg)
4 1/2", 3 1/2", 4" (11.4 cm, 8.89 cm, 10.1 cm)



Aspen TR1612 (2/pkg)
2 3/4", 2 1/4" (6.98 cm, 5.71 cm)



Fall Beech TR1613 (1/pkg)
4" (10.1 cm)



Dead Maple TR1614 (1/pkg)
4 1/4" (10.7 cm)



Beech TR1615 (1/pkg)
4" (10.1 cm)



Paper Birch TR1616 (1/pkg)
4" (10.1 cm)



Royal Palm TR1617 (3/pkg)
4 1/2", 3", 4" (11.4 cm, 7.62 cm, 10.1 cm)



Basswood TR1618 (1/pkg)
4" (10.1 cm)

Trees

TREES
Premium Trees

Color may vary from actual product. Tree heights are approximate.



Juniper TR1619 (3/pkg)
5 1/8", 2 1/2", 3" (13 cm, 6.35 cm, 7.62 cm)



Oak TR1620 (1/pkg)
5" (12.7 cm)



Spruce TR1621 (2/pkg)
5", 4" (12.7 cm, 10.1 cm)



Walnut TR1622 (1/pkg)
3 7/8" (9.84 cm)



Hickory TR1623 (1/pkg)
5 3/8" (13.6 cm)



Pine TR1624 (2/pkg)
5 1/4", 4" (13.3 cm, 10.1 cm)



Conifer TR1625 (2/pkg)
4", 3" (10.1 cm, 7.62 cm)



Evergreen TR1626 (2/pkg)
5", 4" (12.7 cm, 10.1 cm)



Lodgepole TR1627 (2/pkg)
5", 4" (12.7 cm, 10.1 cm)



Lodgepole TR1628 (2/pkg)
6", 5" (15.2 cm, 12.7 cm)



Trees

Color may vary from actual product. Tree heights are approximate.



Woodland Classics®

Woodland Classics ready-made trees are handcrafted with classic appeal and are economically priced. Their finely detailed, hand-painted tree trunks represent a multitude of realistic shapes and branching forms. Foliage is applied by hand, yielding a variety of natural foliage variances. In every detail, Woodland Classics mirror nature's contrasts and highlights, reinforcing the trademark mixing and blending of our Landscape System. Use combinations of types and sizes throughout your layout for superior realism.

Pictures are representative. Actual trees vary in size and shape. No two trees are alike within one package. Optional bases included.



Hedgerow

TR3581 (1/pkg) 1" - 2 3/8" x 7 3/4" (2.54 cm - 6.03 cm x 19.6 cm)


TR3582 (1/pkg) 1" - 4" x 8 1/4" (2.54 cm - 10.1 cm x 20.9 cm)



Harvest Blaze


TR3540 (9/pkg) 1 1/4" - 3" (3.17 cm - 7.62 cm)

TR3541 (6/pkg) 3" - 5" (7.62 cm - 12.7 cm)



Apple Trees

TR3591 (4/pkg) 2" - 3" (5.08 cm - 7.62 cm)



Orange Trees

TR3592 (4/pkg) 2" - 3" (5.08 cm - 7.62 cm)




Flowering Trees

TR3593 (4/pkg) 2" - 3" (5.08 cm - 7.62 cm)


Color may vary from actual product. Tree heights are approximate.

Trees



Cactus Plants

TR3600 (13/pkg) 1/2" - 2 1/2"
(1.27 cm - 6.35 cm)




Snow Dusted

TR3567 (5/pkg) 2" - 3 1/2" (5.08 cm - 8.89 cm)



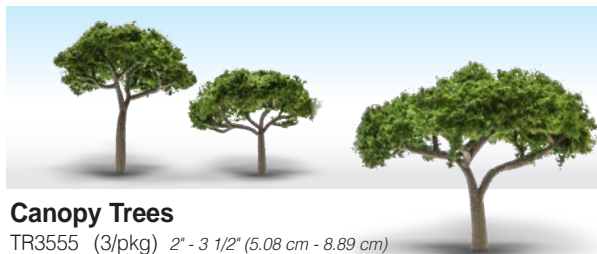
Palm Trees

TR3597 (5/pkg) 3" - 3 3/4" (7.62 cm - 9.52 cm)
TR3598 (5/pkg) 4 3/4" - 5 1/4" (12 cm - 13.3 cm)




Blue Needle

TR3566 (5/pkg) 2" - 3 1/2" (5.08 cm - 8.89 cm)
TR3569 (4/pkg) 3 1/2" - 5 1/2" (8.89 cm - 13.9 cm)




Canopy Trees

TR3555 (3/pkg) 2" - 3 1/2" (5.08 cm - 8.89 cm)




Forever Green

TR3565 (5/pkg) 2" - 3 1/2" (5.08 cm - 8.89 cm)
TR3568 (4/pkg) 3 1/2" - 5 1/2" (8.89 cm - 13.9 cm)
TR3573 (3/pkg) 6" - 7" (15.2 cm - 17.7 cm)




Cherry Blossom

TR3594 (3/pkg) 1 3/4" - 2 1/4" (4.44 cm - 5.71 cm)



Gum Trees

TR3525 (3/pkg) 2 1/2" - 3 1/2" (6.35 cm - 8.89 cm)




Standing Timber

TR3560 (5/pkg) 2 1/2" - 4" (6.35 cm - 10.1 cm)
TR3561 (4/pkg) 4" - 6" (10.1 cm - 15.2 cm)
TR3562 (3/pkg) 6" - 7" (15.2 cm - 17.7 cm)
TR3563 (3/pkg) 7" - 8" (17.7 cm - 20.3 cm)

Trees

Color may vary from actual product. Tree heights are approximate.



Pictured trees represent the foliage and trunk colors available in the sizes listed below.



Early Light TR3545 **Cool Shade** TR3547
Sun Kissed TR3501 **Waters Edge** TR3531
 (8/pkg) 3/4" - 1 1/4" (1.9 cm - 3.17 cm)



Early Light TR3512 **Cool Shade** TR3514
Sun Kissed TR3513 **Waters Edge** TR3536
 (2/pkg) 5" - 6" (12.7 cm - 15.2 cm)




Early Light TR3546 **Cool Shade** TR3548
Sun Kissed TR3502 **Waters Edge** TR3532
 (5/pkg) 1 1/4" - 2" (3.17 cm - 5.08 cm)




Cool Shade TR3517 **Waters Edge** TR3537
Sun Kissed TR3516 **Waters Edge** TR3537
 (2/pkg) 6" - 7" (15.2 cm - 17.7 cm)




Early Light TR3503 **Cool Shade** TR3505
Sun Kissed TR3504 **Waters Edge** TR3533
 (4/pkg) 2" - 3" (5.08 cm - 7.62 cm)



Sun Kissed TR3518 **Waters Edge** TR3538
 (2/pkg) 7" - 8" (17.7 cm - 20.3 cm)



Early Light TR3506 **Cool Shade** TR3508
Sun Kissed TR3507 **Waters Edge** TR3534
 (3/pkg) 3" - 4" (7.62 cm - 10.1 cm)



Cool Shade TR3521 **Waters Edge** TR3539
 (2/pkg) 8" - 9" (20.3 cm - 22.8 cm)



Early Light TR3509 **Cool Shade** TR3511
Sun Kissed TR3510 **Waters Edge** TR3535
 (3/pkg) 4" - 5" (10.1 cm - 12.7 cm)

Color may vary from actual product. Tree heights are approximate.



Ready Made Realistic Trees™

These trees lend authenticity to any layout or diorama. Their natural colors and realistic textures blend with other Woodland Scenics landscape products. Plant trees in clusters and intermix foliage colors. For more detail, spray foliage with Scenic Cement and highlight with Fine Turf. Attach to layout with Hob-e-Tac Adhesive or Scenic Glue. Optional bases included.



Light Green

Medium Green

Dark Green

Fall Mix

Conifer Green



Conifer Green TR1560
(5/pkg) 2 1/2" - 4" (6.35 cm - 10.1 cm)



Conifer Green TR1561
(4/pkg) 4" - 6" (10.1 cm - 15.2 cm)



Conifer Green TR1562
(3/pkg) 6" - 7" (15.2 cm - 17.7 cm)



Conifer Green TR1563
(3/pkg) 7" - 8" (17.7 cm - 20.3 cm)

Trees

Color may vary from actual product. Tree heights are approximate.



Fall Mix TR1541
(6/pkg) 3" - 5" (7.62 cm - 12.7 cm)



Medium Green TR1501
(8/pkg) 3/4" - 1 1/4" (1.9 cm - 3.17 cm)



Medium Green TR1502
(5/pkg) 1 1/4" - 2" (3.17 cm - 5.08 cm)



Light Green TR1503
Medium Green TR1504
Dark Green TR1505
(4/pkg) 2" - 3" (5.08 cm - 7.62 cm)



Light Green TR1506
Medium Green TR1507
Dark Green TR1508
(3/pkg) 3" - 4" (7.62 cm - 10.1 cm)



Light Green TR1509
Medium Green TR1510
Dark Green TR1511
(3/pkg) 4" - 5" (10.1 cm - 12.7 cm)



Fall Mix TR1540
(9/pkg) 1 1/4" - 3" (3.17 cm - 7.62 cm)



Light Green TR1512
Medium Green TR1513
Dark Green TR1514
(2/pkg) 5" - 6" (12.7 cm - 15.2 cm)



Light Green TR1515
Medium Green TR1516
Dark Green TR1517
(2/pkg) 6" - 7" (15.2 cm - 17.7 cm)



Medium Green TR1518
(2/pkg) 7" - 8" (17.7 cm - 20.3 cm)




Medium Green TR1519
(2/pkg) 8" - 9" (20.3 cm - 22.8 cm)

Color may vary from actual product. Tree heights are approximate.




**Ready Made Trees™
Value Packs**

Value Packs offer the best value in a ready-made tree and are the quickest way to add trees to a layout. Use the included base for temporary placement, or attach permanently with Hob-e-Tac Adhesive or Scenic Glue.




Mixed Green Deciduous

- TR1570 (38/pkg) 3/4" - 2" (1.9 cm - 5.08 cm)
- TR1571 (23/pkg) 2" - 3" (5.08 cm - 7.62 cm)
- TR1572 (14/pkg) 3" - 5" (7.62 cm - 12.7 cm)




Fall Colors Deciduous

- TR1575 (38/pkg) 3/4" - 2" (1.9 cm - 5.08 cm)
- TR1576 (23/pkg) 2" - 3" (5.08 cm - 7.62 cm)
- TR1577 (14/pkg) 3" - 5" (7.62 cm - 12.7 cm)



Conifer Colors Pine

- TR1580 (33/pkg) 2 1/2" - 4" (6.35 cm - 10.1 cm)
- TR1581 (24/pkg) 4" - 6" (10.1 cm - 15.2 cm)
- TR1582 (12/pkg) 6" - 8" (15.2 cm - 20.3 cm)



Evergreen Blend Fir

- TR1585 (18/pkg) 2" - 4" (5.08 cm - 10.1 cm)
- TR1586 (13/pkg) 4" - 6" (10.1 cm - 15.2 cm)



Blue Spruce

- TR1587 (18/pkg) 2" - 4" (5.08 cm - 10.1 cm)
- TR1588 (13/pkg) 4" - 6" (10.1 cm - 15.2 cm)



Trees

Color may vary from actual product. Tree heights are approximate.



Forest Canopy™

This natural plant product is great for making dense forest canopies, individual trees, shrubs, bushes, dead trees and hedges. Use for winter scenes, or to add individual dead trees to your forest. Every piece is usable and adds another dimension and texture to your layout or diorama. Break pieces into any size you need!

Box 150 in² (2.45 dm²) / Clamshell 50 in² (0.81 dm²)

- Economical forest coverage
- Natural plant material
- Use for multiple scales
- Varies in height up to six inches


ONLINE VIDEOS



Light Green
(Box) F1660



Medium Green
(Box) F1661, (Clamshell) F1664



Dark Green
(Box) F1662



Autumn Mix
(Box) F1663



Create dense forests.



Strip foliage for dead trees.



Model shrubbery.



Strip foliage to create winter scenes.

Color may vary from actual product. Product sizes are approximate. Coverage area depends on usage.




Fine-Leaf Foliage™


Fine-Leaf Foliage is a natural product, great for modeling bushes, saplings, shrubs and hedges. It makes exquisite trees. Use every piece of the product. The fine-leaf detail is superb and adds a new dimension to any layout. A sample Tree Armature is included in each package. Attach to Tree Armatures with Hob-e-Tac Adhesive. Use Scenic Glue to attach to layout.

Sizes vary from 1/2" to 8" (1.27 cm - 20.3 cm)
75 in² (1.22 dm²)

Patented Product



Dark Green F1130




Medium Green F1131



Light Green F1132



Olive Green F1133



Dead Foliage F1134



Fall Mix F1135



Shrubs & Saplings

Shrubs & Saplings is a natural product, great for modeling bushes, saplings, shrubs and hedges. It makes exquisite trees. Use every piece of the product. The fine-leaf detail is superb and adds a new dimension to any layout. Attach to Tree Armatures with Hob-e-Tac Adhesive. Use Scenic Glue to attach to layout.

Sizes vary from 1/2" to 8"
(1.27 cm - 20.3 cm).
60 in² (0.98 dm²)

Patented Product



Light Green F1128



Medium Green F1129

Trees


Color may vary from actual product. Tree heights are approximate.

Tree Armatures

- Bendable plastic retains shape once twisted
- Texture and color of real trunks
- Includes a base pin for planting and an optional base for temporary placement
- Sizes vary from 3/4" to 7" (1.9 cm - 17.7 cm)
- Use Hob-e-Tac Adhesive to attach foliage



Tree Armatures		
Deciduous Armatures	Qty.	Item #
3/4" - 2" (1.9 cm - 5.08 cm)	114/pkg	TR1120
2" - 3" (5.08 cm - 7.62 cm)	57/pkg	TR1121
3" - 5" (7.62 cm - 12.7 cm)	28/pkg	TR1122
5" - 7" (12.7 cm - 17.7 cm)	12/pkg	TR1123
Pine Armatures	Qty.	Item #
2 1/2" - 4" (6.35 cm - 10.1 cm)	70/pkg	TR1124
4" - 6" (10.1 cm - 15.2 cm)	44/pkg	TR1125



1 Bend and twist Armature.



2 Apply Hob-e-Tac Adhesive to branches. Wait till clear.



3 Dip Armature in foliage or apply by hand.

Realistic Tree Kits™


Choose from several different sizes, shapes, textures and colors. Deciduous and Pine Realistic Tree Kits include bendable, plastic Tree Armatures, optional bases and foliage materials. Packages TR1101-TR1103 include a mix of three different colors. They offer tremendous variation and are economically priced. A bonus Fine-Leaf Foliage sample is included in TR1111 and TR1112. Use Hob-e-Tac Adhesive to attach foliage to Tree Armatures.




Deciduous

Realistic Tree Kits			
Deciduous	Color	Qty.	Item #
3/4" - 3" (1.9 cm - 7.62 cm)	Lt, Med, Dk Green	36/pkg	TR1101
3" - 5" (7.62 cm - 12.7 cm)	Lt, Med, Dk Green	14/pkg	TR1102
5" - 7" (12.7 cm - 17.7 cm)	Lt, Med, Dk Green	7/pkg	TR1103
3/4" - 3" (1.9 cm - 7.62 cm)	Medium Green	21/pkg	*TR1111
3" - 7" (7.62 cm - 17.7 cm)	Medium Green	6/pkg	*TR1112

* Includes a Patented Product.



Light, Medium and Dark Green




Medium Green

Pine

Realistic Tree Kits			
Pine	Color	Qty.	Item #
2 1/2" - 4" (6.35 cm - 10.1 cm)	Conifer Green	42/pkg	TR1104
4" - 6" (10.1 cm - 15.2 cm)	Conifer Green	24/pkg	TR1105
6" - 8" (15.2 cm - 20.3 cm)	Conifer Green	16/pkg	TR1106
2 1/2" - 6" (6.35 cm - 15.2 cm)	Forest Green	24/pkg	TR1113



Conifer Green



Forest Green



Great layouts do not have to take a lot of time. These landscape products are realistic, work together and are ready to place right on your layout, display or battle mat.

ReadyGrass® Vinyl Mats are non-shedding, colorfast, made from durable tear resistant material and easily cut to any size. They are ideal for model train layouts, battle mats, architectural models, school projects, arts and crafts, slot cars and more.

Durable and Realistically landscaped Ready Landforms™ blend with any layout and work for a number of projects. Tunnels Stack for space-saving storage and portability, as well as complement ReadyGrass Vinyl Mats.



ReadyGrass

Color may vary from actual product. Tree heights are approximate.



ReadyGrass® Vinyl Mat

Its unique characteristics make this non-shedding and colorfast vinyl grass mat the best on the market! Ideal for train layouts, battle mats, architectural models, school projects, arts and crafts, slot cars, collectible houses, military models and more! Simply scrape turf from Mat surface to create space for roads and water areas. Permanently mount the ReadyGrass Vinyl Mat to your layout or roll it up and use it again and again! Five colors available in three roll sizes and a Project Sheet size.

Patented Product



Spring Grass

RG5121 50" x 100" (127 x 254 cm)
 RG5131 33" x 50" (83.8 x 127 cm)
 RG5171 25" x 33" (63.5 x 83.8 cm)
 RG5141 12 1/2" x 14 1/8" (31.7 x 35.8 cm)



Green Grass

RG5122 50" x 100" (127 x 254 cm)
 RG5132 33" x 50" (83.8 x 127 cm)
 RG5172 25" x 33" (63.5 x 83.8 cm)
 RG5142 12 1/2" x 14 1/8" (31.7 x 35.8 cm)




Forest Grass

RG5123 50" x 100" (127 x 254 cm)
 RG5133 33" x 50" (83.8 x 127 cm)
 RG5173 25" x 33" (63.5 x 83.8 cm)
 RG5143 12 1/2" x 14 1/8" (31.7 x 35.8 cm)



Summer Grass

RG5124 50" x 100" (127 x 254 cm)
 RG5134 33" x 50" (83.8 x 127 cm)
 RG5174 25" x 33" (63.5 x 83.8 cm)
 RG5144 12 1/2" x 14 1/8" (31.7 x 35.8 cm)

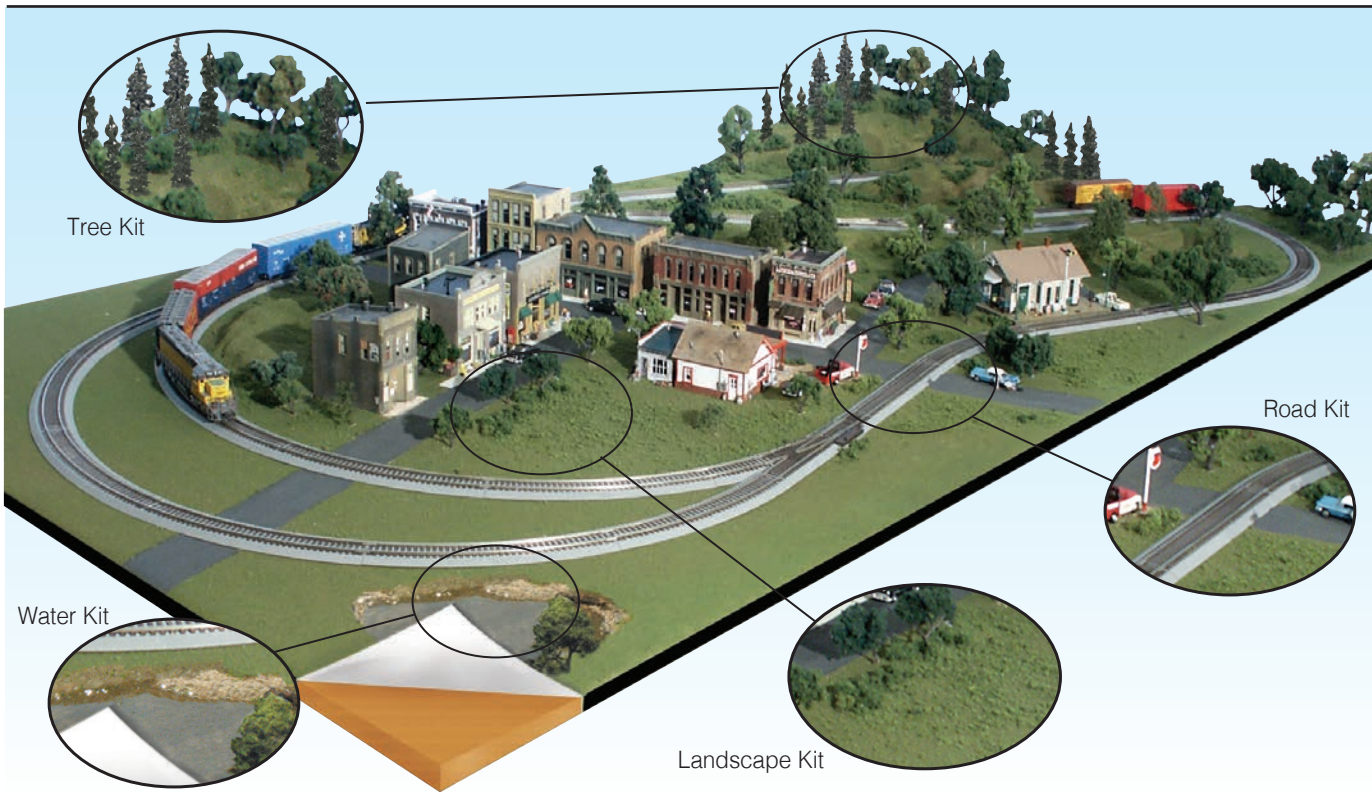


Desert Sand

RG5125 50" x 100" (127 x 254 cm)
 RG5135 33" x 50" (83.8 x 127 cm)
 RG5175 25" x 33" (63.5 x 83.8 cm)
 RG5145 12 1/2" x 14 1/8" (31.7 x 35.8 cm)



Color may vary from actual product. Tree heights are approximate.



Road Kit RG5151

Kit includes the materials needed to create and detail roads, sidewalks and parking areas. Cover a road/paved area approximately 720 in² (46.4 dm²) and a sidewalk area approximately 144 in² (9.29 dm²).



Landscape Kit RG5152

Kit includes everything needed to enhance a 4' x 8' (1.21 m x 2.43 m) area. Use the various foliage, bushes, shrubs and adhesive to add paths, different colors of turf and highlights.



Water Kit RG5153

Kit includes materials needed to model 28 in² (180 cm²) of streams, rivers, lakes or other water features.



Tree Kit RG5154

Kit includes the materials you need to make 19 deciduous and 8 pine trees.

Sizes range from 2" to 6"
(5.08 cm - 15.2 cm).



Mat Adhesive RG5161

Use Mat Adhesive for repositioning or permanently bonding mats to non-porous surface. Great for mounting puzzles and posters to art board.

Covers approx. 5,000 in² (322 dm²) 7 fl oz (207 mL)



Landforms

Colors may vary from actual product. Coverage area depends on usage.



Ready Landforms™

Ready Landforms are preformed and durable. Already landscaped, they blend easily with any layout. Just set and go! Portability makes them ideal for gaming. Stack for space-saving storage. Tunnels and Rocky Ridges are the perfect complements to ReadyGrass Vinyl Mats (page 37).

Tunnels are available in both N and HO scales, straight or curved designs and have molded-in portals at each end. Rocky Ridges are available in two sizes and are perfect to place as a road cut or rocky embankment.

HO Straight Tunnel C1310

16 1/8" w x 26" l x 7 3/4" h (40.9 cm x 66 cm x 19.6 cm)
portal opening 2 3/4" w x 3 5/8" h (6.98 cm x 9.2 cm)

N Straight Tunnel C1315

9" w x 14 3/4" l x 4 3/4" h (22.8 cm x 37.4 cm x 12 cm)
portal opening 1 7/16" w x 1 3/4" h (3.65 cm x 4.44 cm)



HO Curved Tunnel C1311

16 5/8" w x 26 1/4" l x 8" h (42.2 cm x 66.6 cm x 20.3 cm)
portal opening 2 3/4" w x 3 5/8" h, 18" radius (6.98 cm x 9.2 cm, 45.7 cm)

N Curved Tunnel C1316

9 5/8" w x 16 3/8" l x 4 3/8" h (24.4 cm x 41.5 cm x 11.1 cm)
portal opening 1 1/4" w x 1 3/4" h, 11" radius (3.17 cm x 4.44 cm, 27.9 cm)



Rocky Ridge Large C1320

11 7/8" w x 24 7/8" l x 3 5/8" h (30.1 cm x 63.1 cm x 9.2 cm)

Rocky Ridge Small C1321

7 1/2" w x 14 5/8" l x 1 5/8" h (19 cm x 37.1 cm x 4.12 cm)






These economically priced N, HO, O and G scale works of art exude personality—their natural charm and realistic appearance steal the show. Sculpted figures, animals and accessories are hand-painted in fine detail, adding color, interest and life to any layout.



Figures and Accents

Color may vary from actual product. *Benches and/or walls not included.




Fences

Add character to any scene with hand-painted and authentically weathered Fences. All Fences feature gates, planting pins and detail hinges.

- 192 scale feet (58.5 scale meters) per fence
- Modular design for easy installation



Scan to see dimensions and contents of each fence.



	HO	N	O
A2983			
A2993			
A3003			

Chain Link Fence - Perfect addition for cities and trainyards



	HO	N	O
A2985			
A2995			
A3005			

Privacy Fence - Put around businesses and backyards of homes


Color may vary from actual product. *Benches and/or walls not included.

Figures and Accents




HO	N	O
A2980		
A2990		
A3000		

Barbed Wire Fence - Line the edge of a pasture



HO	N	O
A2981		
A2991		
A3001		

Log Fence - Ideal for large, grassy areas



HO	N	O
A2984		
A2994		
A3004		

Picket Fence - Enhance suburban areas and neighborhoods



HO	N	O
A2982		
A2992		
A3002		

Rail Fence - Great for country or farm scenes

Figures and Accents

Color may vary from actual product. *Benches and/or walls not included.



Scenic Accents®

For your Convenience, We have categorized our figures and accents into more specific groups. Find the following categories on pages 73-85.

- Accessories:** pg 73-74
- Animals:** pg 74-75
- Heroes:** pg 76
- Public:** pg 76-79
- Recreation:** pg 79-82
- Special Occasions:** pg 82
- Sports:** pg 83
- Workers:** pg 83-85

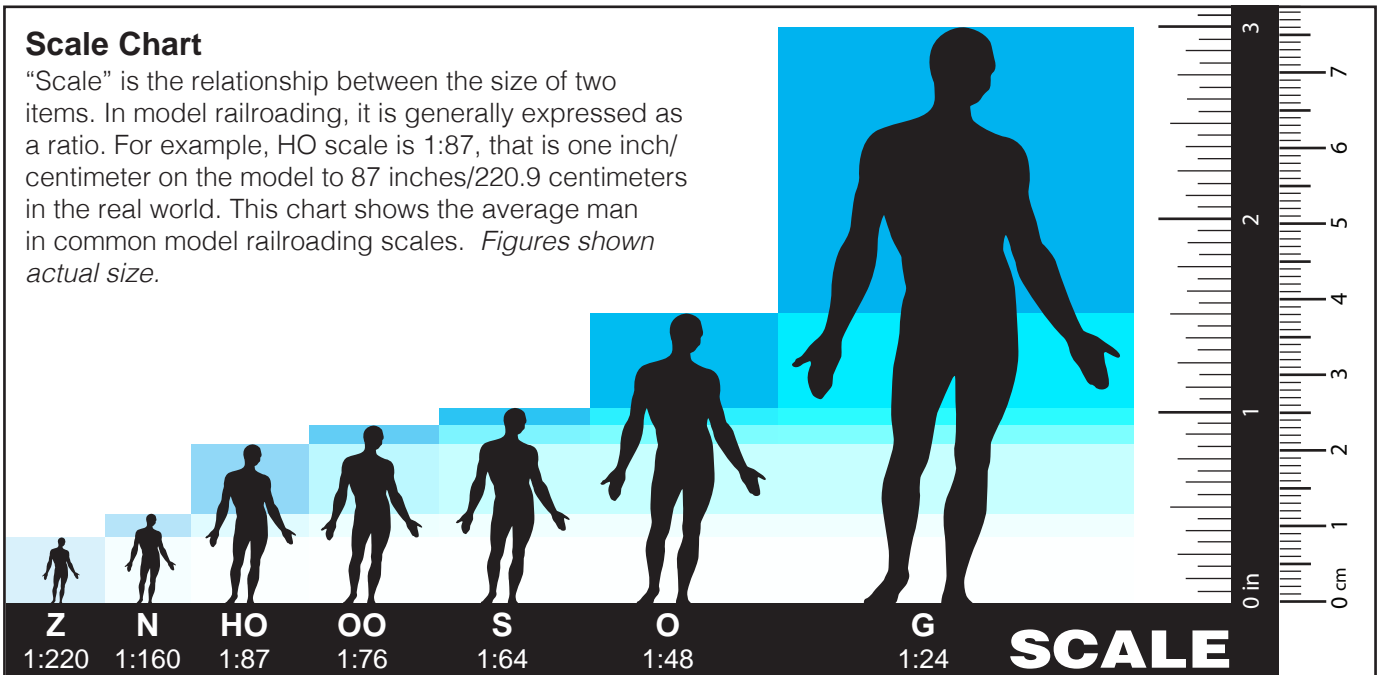
ONLINE VIDEOS



Attach with Scenic Accents Glue and Gentle Grips. Find out more on page 90.

Scale Chart

"Scale" is the relationship between the size of two items. In model railroading, it is generally expressed as a ratio. For example, HO scale is 1:87, that is one inch/centimeter on the model to 87 inches/220.9 centimeters in the real world. This chart shows the average man in common model railroading scales. *Figures shown actual size.*



Model Scaler Free scale conversion app for your smartphone, tablet or PC. Fast and easy Model Scaler instantly converts U.S. Customary and Metric measurements for any scale. Download free at woodlandscenics.com.

Color may vary from actual product. *Benches and/or walls not included.

Figures and Accents



ACCESSORIES



Road Crew Details

HO
A1851



Assorted Crates

HO
A1855



Road Crew Details

N
A2213



Assorted Crates

N
A2162



Road Crew Details

O
A2762



Assorted Crates

O
A2739



Assorted Junk

HO N
A1852
A2163 **RETIRED**



Tombstones

HO
A1856



Assorted Skids

HO N
A1854 **RETIRED**
A2161



Tombstones

N O
A2164
A2726

Figures and Accents

Color may vary from actual product. *Benches and/or walls not included.



HO	N	O
A1879	A2181	A2758

Park Benches



HO	N
A1928	A2212

Garage Treasures



HO
A1931

Backyard Basics



HO	N
A1934	A2208

Loading Dock Details



HO	O
A1941	A2764

Street Accessories



HO	N	O
A1953	A2216	A2766

Misc. Freight



HO
A1960

Street Items



ANIMALS




HO	N	O
A1841	A2140	A2725

Dogs & Cats



HO
A1842

Chestnut Horses



HO	N	O
A1843	A2144	A2767

Hereford Cows



HO
A1844

Livestock


Color may vary from actual product. *Benches and/or walls not included.

Figures and Accents

FIGURES AND ACCENTS N, HO and O Scale Scenic Accents - Animals



Farm Horses



Farm Animals



Holstein Cows




Farm Animals




Hampshire Pigs



Cougars and Cubs




Deer



Black Angus Cows



Black Bears



Yorkshire Pigs



Wildlife Standoff



Barnyard Animals

Figures and Accents

Color may vary from actual product. *Benches and/or walls not included.



HEROES



Policemen



Firemen to the Rescue



Uniformed Travelers



Smoke Jumpers



Rescue Firefighters



PUBLIC



Pedestrians



Ordinary People*



Window Shoppers



People & Pets



People Sitting*

Color may vary from actual product. *Benches and/or walls not included.

Figures and Accents



Mom & Kids*

HO
A1832




People Talking

HO
A1838



Lovers

HO N
A1833 A2133



Commuters*

HO N
A1839 RETIRED A2150 RETIRED



Sitting & Waiting*

HO
A1834



Travelers*

HO N
A1840 A2155



Professionals

HO N
A1835 RETIRED A2135



Full Figured Folks

HO N O
A1845 A2130 A2728



Tourists

HO
A1836



Rebels*

HO N
A1849 A2136



General Public

HO N O
A1837 A2149 A2730



Bus Stop People*

HO N
A1861 A2134

Figures and Accents


Color may vary from actual product. *Benches and/or walls not included.




Bystanders*



Sixteen Passengers*



Passengers*



People Walking



Casual People*



Senior Citizens



People & Pesky Raccoons



People on Benches



Accident Waiting to Happen



The Founders



Couples in Coats



Taking the Stairs*



Goodbye People


Color may vary from actual product. *Benches and/or walls not included.

Figures and Accents

FIGURES AND ACCENTS
 N, HO and O Scale Scenic Accents - Public and Recreation



Physically Challenged



16 People



Young and Old




People Going Places




RECREATION



Kids at Play



Recreational People



Active People



Checker Players

Figures and Accents

Color may vary from actual product. *Benches and/or walls not included.



Sun Bathers

HO
A1853



Ice Skaters

HO N
A1899
A2184



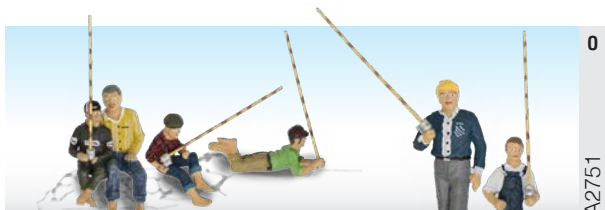
Gone Fishing

HO N
A1878
A2179



Jug Band

HO N O
A1902
A2180 **RETIRED**
A2743



Gone Fishing

O
A2751



Rabbit Hunt

HO
A1903



Spectators

HO N
A1881
A2172 **RETIRED**



Bicycle Buddies

HO N
A1904
A2194



Horseback Riders

HO N
A1889
A2159



Bicycle Buddies

O
A2752



Children

HO N
A1891
A2182



Dog Wash

HO N
A1905
A2195 **RETIRED**



Snowball Fight

HO N
A1894
A2183



Fly Fishermen

HO N
A1910
A2215

Color may vary from actual product. *Benches and/or walls not included.

Figures and Accents

FIGURES AND ACCENTS
 N, HO and O Scale Scenic Accents - Recreation



Lawn Workers

HO	N
A 1915	A 2204
	RETIRED



Park Bums

HO	N	O
A 1916	A 2196	A 2749



Campers

HO	N	O
A 1917	A 2199	A 2754



Canoers

HO	N	O
A 1918	A 2200	A 2755



Playtime

HO	N
A 1921	A 2198



Family Fishing

HO	N	O
A 1923	A 2203	A 2756



Backyard Barbeque

HO	N	O
A 1929	A 2209	A 2765



Wash Day Getaway

HO
A 1936



Windy Day Play

HO
A 1937



Summertime Jobs

HO
A 1938



Outdoor Dining

HO	N
A 1939	A 2214



Ridin' & Ropin'

HO
A 1940

Figures and Accents

Color may vary from actual product. *Benches and/or walls not included.



Playground Fun

HO
A1943



Take a Hike

HO
A1944




Wally's Wiener Wagon

HO
A1945



Swingin' Sensation

HO
A1950



Music to My Ears

HO
A1951



Down Hill Derby

HO
A1952



SPECIAL OCCASIONS



Graveside Service

HO N
A1868
A2127



Sermon on the Crate

HO
A1925



Wedding Bouquet Toss

HO
A1932



Backyard Birthday

HO
A1935

SPORTS

HO	N
A1869	A2145

Baseball Players I

HO	N
A1870	A2146

Baseball Players II

HO	N
A1880	RETIRED
A2165	RETIRED

Game of Horseshoes

HO	N
A1895	A2169

Youth Football Players

HO
A1907

Golfers

HO	N	O
A1926	A2207	A2760

Shootin' Hoops



WORKERS

HO	N	O
A1823	A2123	A2729

Dock Workers

HO	N	O
A1826	A2126	RETIRED
		A2742

City Workers

HO	N
A1828	A2128

Roofers

HO	N
A1850	A2137
	RETIRED

Road Crew

O
A2761

Road Crew

Figures and Accents

Color may vary from actual product. *Benches and/or walls not included.



HO	N	O
A1847		
A2131		
A2722		

Train Personnel



HO	N	O
A1867		
A2154	RETIRED	
A2746	RETIRED	

Factory Workers



HO	N
A1857	
A2152	

Farm People



HO	N	O
A1871		
A2157		
A2748		

Welders & Accessories



HO	N	O
A1858		
A2167	RETIRED	
A2745	RETIRED	

Chain Gang



HO	N	O
A1876		
A2160	RETIRED	
A2735		

Lumberjacks



HO	N	O
A1859		
A2147		
A2721		

Train Mechanics



HO	N
A1877	
A2176	

Shoe Shiners



HO	N	O
A1860		
A2138		
A2734		

Hobos*



HO	N	O
A1883		
A2175		
A2741		

Surveyors



HO	N	O
A1865		
A2148		
A2723		

Track Workers



HO	N
A1886	RETIRED
A2188	

2nd Shift Workers



HO	N	O
A1866		
A2153		
A2733		

Engineers*



HO	N
A1887	
A2166	RETIRED

Dairy Farmers

Color may vary from actual product. *Benches and/or walls not included.

Figures and Accents



Painters HO N
A1890 A2174



Workers with Forklift HO N O
A1911 A2192 A2744



Farmers Market HO N O
A1896 A2170 A2750



Auto Mechanics HO
A1914



Beekeepers HO N
A1897 A2178 **RETIRED**



Picket Line HO N
A1920 **RETIRED** A2197



Rail Workers HO N O
A1898 A2177 A2747



One Man Crew HO N
A1927 A2205



Masonry Workers HO N O
A1901 A2173 A2753



Miners HO
A1933



Newsstand HO N O
A1906 A2191 A2740



Carpenter Crew HO
A1947



Depot Workers & Accessories HO N O
A1909 A2211 A2757



Service Station Attendants HO
A1948

Figures and Accents

Color may vary from actual product. *Benches and/or walls not included.



SCENIC ACCENTS ECONOMY PACKS

Save over items purchased separately when adding people, animals and accessories to your layout. Three different packages are available in either N or HO scale. Each package contains over 100 themed pieces and may vary in contents. Limited supply available.

Photos are representative of figures that may be included.

Over
100
Themed Pieces
Per Package



Assorted Farm Set

HO N
A2051
A2061



Assorted Worker Set

HO N
A2052
A2062



Assorted Figure Set*

HO N
A2053
A2063

Color may vary from actual product. *Benches and/or walls not included.

Figures and Accents



G SCALE SCENIC ACCENTS



Paul Porter

G

A2527



Ernie the Engineer

G

A2536



Dock Crew

G

A2565



Clyde the Conductor

G

A2528



Earl and Eddie Engineer*

G

A2540



Calvin P. Crate

G

A2523



All Aboard

G

A2558



Idling Engineers

G

A2547



Wooden Crates and Barrels

G

A2564

Figures and Accents

Color may vary from actual product. *Benches and/or walls not included.



Dedicated Depot Workers

G
A2555



Three Train Mechanics

G
A2549



Striking Picketers

G
A2557



Sam Supervisor

G
A2525



Mike the Mechanic

G
A2526



Hilow Bros. Surveying Co.

G
A2556



Homeless Harry Hobo

G
A2529



Tom Traveler

G
A2531



Rail Workers

G
A2562



Hungry Henry Hobo

G
A2530
RETIRED



Carl Commuter

G
A2538



Doug and Phil Shoveler

G
A2533
RETIRED



The Bumm Brothers

G
A2548



The Sitting Seymores*

G
A2535



Spike, Neil and Ty

G
A2542

Color may vary from actual product. *Benches and/or walls not included.

Figures and Accents



Begging For Bucks



Peter Pipe Puffer



Whistle While He Works



Tombstones



Welder Brothers



Chip, Woody and Chopper



Officer Duncan



Camp Couple



Gus and Gertie Gardener



Fireman Bill and Betsy



Horse Shoein' Around



Milkin' Ol' Bessie



Law and Lawless



Frank and Son Fishing*



Rover and Felix

Figures and Accents

Color may vary from actual product. *Benches and/or walls not included.



Barney's Big Bust

G
A2545



Fishing Buddies

G
A2569



Buck and Family

G
A2543



Polly's Postal Pursuit

G
A2560



You Dirty Dog

G
A2566



Harry Bear and Family

G
A2551



Pickin' and Grinnin'

G
A2546



Junior's Jug Band

G
A2570



The Checker Brothers and Hound

G
A2522



Big Bobby, Bench and Buster

RETIRED
G
A2521



Ned's Newsstand

G
A2559

Scenic Accents Glue A198

- Specially formulated for attaching Scenic Accents and other accessories to layout
- Stays tacky, allows for repositioning
- No drip, no mess, no puddles or residue
- Brush applicator included
- Water-soluble
- Compatible with plastic, wood and metal
- Sand glue points and apply
- Let dry until clear and tacky and place on layout

1 fl oz (29.5 mL)



Gentle Grips A200


- Use this unique tweezer to position Scenic Accents
- Protective tips will not damage figures
- Comes in handy storage tube and features non-slip grips

6" (15.2 cm) tines



Color may vary from actual product. *Benches and/or walls not included.

Figures and Accents



Scenic Details®

Scenic Details kits are finely crafted and economical HO scale reproductions. Use the highly detailed, lead-free metal castings everywhere on your layout. Attach to layout with Scenic Accents Glue or Scenic Glue. Some kits include Dry Transfer Decals. Painting with Mini-Scene Paint Set, page 159, is recommended.

Clean metal castings and assemble pieces according to easy-to-follow diagrams and instructions. We recommend using super glue or a two-part epoxy.



20 Tombstones D201 (20 pc)



Trackside Junk D202 (12 pc)




Crates-Barrels-Sacks D203 (13 pc)



15 Assorted Skids D204 (15 pc)



Assorted Junk Piles D205 (10 pc)



Assorted Mailboxes D206 (17 pc)


Figures and Accents



Plow, Disc, Horse and Man
D210 (9 pc)



3 Fuel Stands D212 (13 pc)




Industrial Junk D225 (9 pc)



Cats and Dogs D226 (10 pc)



Bare Hunter D227 (3 pc)



Steam Engine and Hammer Mill
D229 (6 pc)




8 Vending Machines D230 (17 pc)



Diesel Fuel Facility D232 (13 pc)



Trackside Scale
D231 (9 pc)



Rural Sawmill D243 (14 pc)



"Aermotor" Windmill
D209 (6 pc)



Branch Line Water Tower
D241 (14 pc)



Street and Traffic Lights
D248 (11 pc)



AutoScenes capture the classic designs and simple lifestyles of the 1940s and '50s. Each finely crafted, custom painted vehicle, figure and accessory adds humor, color, interest and authenticity to any layout, diorama or project. AutoScenes are true 1:160 N scale and 1:87 HO scale models.



Vehicles

Color may vary from actual product.



AutoScenes®

AutoScenes capture the classic designs and simple lifestyles of the 1940s and '50s. Each finely crafted, custom painted vehicle, figure and accessory adds humor, color, interest and authenticity to any layout, diorama or project. AutoScenes are true 1:160 N scale and 1:87 HO scale models.



Billy Brown's Coupe

HO N
AS5522
AS5322



Roger's Rag Top

HO N
AS5527
AS5327



Spoonin'-N-Croonin'

HO N
AS5530
AS5330
RETIRED



Suds & Shine

HO N
AS5533
AS5339



Sunday Drive

HO N
RETIRED
AS5535
AS5334



Rusty's Regret

HO N
AS5531
AS5331



Cop'n a Kiss

HO N
RETIRED
AS5537
AS5337



Hitchin' A Ride

HO
AS5547



Hall & Duke

HO N
AS5521
AS5321



Born to Ride

HO
AS5549



Bad Boy Bikers

HO N
AS5554
AS5344



Pick'em up Truck

HO N
AS5534
AS5332

Color may vary from actual product.

Vehicles

N and HO Scale AutoScenes
VEHICLES



HO N
RETIRED
AS5528
AS5333

Willie's Warning



HO N
AS5526
AS5326

Lubeners Loading



HO
AS5540

Getaway Gangsters



HO N
AS5525
AS5325

Family Vacation




HO N
AS5532
AS5328

Thompson's Travelin' Trailer



HO
AS5552

Parked for a Picnic



HO
AS5544

To The Lake




HO N
AS5546
AS5342

Pit Stop



HO N
AS5542
AS5341

Ma & Pa's Trailer Haven



HO N
RETIRED
AS5523
AS5323

Felix Fix-a-Flat



HO
AS5536

Cruisin' Coupes




HO N
AS5543
AS5336

Shove It or Leave It

Vehicles

Color may vary from actual product.



HO
AS5565

Tractor & Planter



HO
AS5559

Sparky & The Chief



HO
AS5564

Tractor & Disc



HO
AS5567

Fire Truck



HO
AS5560

Grady's Grader



HO
AS5562

Dewie's Dozer



HO
AS5558

Fritz's Front Loader



HO
AS5551

Dog Gone Animal Control



HO
AS5563

Junk Cars



HO N
AS5548
AS5340

Carburetor Chaos



HO
AS5566

Backhoe



HO
AS5539

Peter's Painting

Color may vary from actual product.

Vehicles

N and HO Scale AutoScenes
VEHICLES



Sigh Slingers

HO
AS5556



Paul's Fresh Produce

HO N
AS5561
AS5346



Rusty Springs Furniture

HO
AS5545



Henry's Haulin'

HO N
AS5538
AS5335



Chip's Ice Truck

HO
AS5557



Rocky's Road Repair

HO
AS5550



Wayne Recker's Tow Service

HO N
AS5524
AS5324



Lumpy's Coal Company

HO N
AS5555
AS5345



Mickey's Milk Delivery

HO N
AS5529
AS5329



Ike's Ice Cream Truck

HO N
AS5541
AS5338



Tim Burr Logging

HO N
AS5553
AS5343

Vehicles

Color may vary from actual product.



Modern Era Vehicles

Modern Era Vehicles replicate automobiles manufactured during the last few decades of the 20th century. From the Work Van to the Sedan, these 12 automobiles are representative of vehicles still on the road today. Each finely detailed vehicle enhances the realism of more contemporary layouts. These AutoScenes are true 1:87 HO scale models and include figures.

ONLINE VIDEOS



Black Coupe



Maroon Coupe



Blue Sedan



Taxi

Color may vary from actual product.

Vehicles

VEHICLES

HO Scale Modern Era Vehicles



HO
AS5362

Passenger Van



HO
AS5366

Work Van



HO
AS5364

Camper Shell Truck



HO
AS5371

Two-Tone Truck



HO
AS5368

Silver Sports Car



HO
AS5369

Red Sport Coupe



HO
AS5367

Black Sedan



HO
AS5370

Family Vacation Sedan




Vehicles

Color may vary from actual product.

Scenic Details®

Scenic Details kits are finely crafted and economical HO scale reproductions. Use the highly detailed, lead-free metal castings everywhere on your layout. Attach to layout with Scenic Accents Glue or Scenic Glue. Some kits include Dry Transfer Decals. Painting with Mini-Scene Paint Set, page 159, is recommended.

Clean metal castings and assemble pieces according to easy-to-follow diagrams and instructions. We recommend using super glue or two-part epoxy.



Disc and Tractor (1938-1946)
D207 (10 pc)



Seeder and Tractor (1938-1946)
D208 (10 pc)



2 Tractors (1929-1938)
D211 (14 pc)



Service Truck (1914 Diamond T)
D217 (18 pc)



Grain Truck (1914 Diamond T)
D218 (18 pc)



Motorcycles and Sidecar
D228 (7 pc)




Bulldozer D233 (11 pc)



Track-Type Loader D235 (11 pc)



Backhoe - INSLEY Model "K"
D237 (18 pc)



Tank Truck (Diamond T)
D242 (18 pc)




**Hyster Logging Cruiser
& Tractor** D246 (14 pc)



Dump Truck (1 1/2 Ton Federal)
D247 (20 pc)



Motor Grader D234 (10 pc)



Flat Bed and Tractor (Diamond T)
D244 (29 pc)



The Utility System allows you to install utility poles to a layout in minutes. Hand-painted and weathered for authenticity, the system is designed to work together with placement in mind, so there's no guesswork. Line Single Crossbars along city streets to model power poles and place Double Crossbars beside railroad tracks to model communication lines. Connect the Substation with Single Crossbar Pre-Wired Poles to replicate a power grid. Then use the Transformer Connect Set to create the illusion of distributing power to buildings on a layout. It really is that simple.



Utility System



Utility System

- Simply drill holes, slide the poles and plant them in place
- Designed with placement in mind to eliminate guesswork
- Features guy wires, transformers and both single and double crossbars
- Hand-painted and weathered for authenticity

Attach Poles to your Layout in minutes

Pre-Wired Poles Single Crossbar

Place Single Crossbar Pre-Wired Poles down city streets to model power poles and give your layout an added layer of realism.

- HO US2265
- N US2250
- O US2280

4/Pkg

Total length of
348 scale feet
(106 scale meters)



**ONLINE
VIDEOS**



Pre-Wired Poles Double Crossbar

Line Double Crossbar Pre-Wired Poles alongside railroad tracks to model telephone poles used for communication on the railroad.

- HO US2266
- N US2251
- O US2281

4/Pkg

Total length of
348 scale feet
(106 scale meters)



Use the Transformer Connect Set to give the illusion of providing power from Pre-Wired Poles to structures

Transformer Connect Set

All powered structures need a line drop, and the Transformer Connect Set makes it easy to add this feature for further realism.

HO US2267

N US2252

O US2282

ONLINE
VIDEOS

2/Pkg

Total length of
176 scale feet
(53.6 scale meters)



The Substation connects with Single Crossbar Pre-Wired Poles to simulate accurate power distribution

Substation

This Built-&-Ready® structure is ready to place on a layout right out of the package. The hand-painted and detailed structure includes many features, such as insulators, cables and a circuit breaker. It comes with a separate control building and can be paired with the Chain Link Fence for further realism. Additional cut-out signs are also included for custom placement on fences, buildings and more.

HO US2268

N US2253

O US2283

ONLINE
VIDEOS



Tidy Track



Tidy Track® Rail & Wheel Maintenance System

Tidy Track makes it a breeze to clean and maintain your track. Fast and easy Tidy Track works for N, HO and three-rail O scales and includes all you need to save time, money and keep your trains running on schedule.


ONLINE VIDEOS

Track Maintenance

Rail Tracker™ Cleaning Kit TT4550

Clean track with your eyes closed. It's that easy! The Rail Tracker cleaning tool actually follows the track and hugs the rail while you clean. Kit includes all you need to clean and maintain your track. Package doubles as a tray for storage.


- Easy, self-guiding system
- Clean hard-to-reach areas
- Replacement pads available



Patented Product



Perfect for hard-to-reach areas



Holds Tidy Track pads



Locks in place or swivels



Pivoting handle design



Ergonomic design



REPLACEMENT PADS

Rescue Pads™ TT4551

Use for corrective maintenance and track repair.

- 2 Replacement pads
- For semi-annual cleaning
- Removes heavy build-up

Patented Product



Maintenance Pads TT4552

Use to remove dirt and smooth imperfections.

- 2 Replacement pads
- For routine cleaning
- Removes grime and oxidation

Patented Product



Cleaning & Finishing Pads TT4553

Use with Clean Track Solution for final clean and finish.

- 8 cleaning pads and 8 finishing pads
- Use with Clean Track Solution
- Remove dirt and make ready for operation



ACCESSORIES

Rail Pal™ TT4575

Use to smooth track imperfections and remove dirt and track contaminants, such as paint, adhesives and grime

- 2-sided for light and heavy cleaning
- Handy for quick fixes
- Does not crumble

1/pkg



Dust Monkeys®

TT4570 (N Scale) TT4571 (HO Scale)

Maintain a clean track by removing dust accumulation during regular operation.

- Dusts track continually
- Attaches to rolling stock
- Hangs from axle out of sight

4/pkg



Tidy Track

Color may vary from actual product



Wheel Maintenance



Clean all wheels at once



Replaceable pads



Soft pads won't scratch wheels



Power from track or transformer

Roto Wheel Cleaner™ TT4560 (N Scale) TT4561 (HO Scale)
No more tedious wheel cleaning. Clean locomotives and rolling stock wheels quickly, without scratching.

- Clean all wheels at once quickly
- Power from transformer or track
- Includes replacement pads
- Works with DC and DCC operating systems
- No cleaning solution needed



Patented Product

Clean Track Solution™ TT4554
Use with Cleaning & Finishing Pads. Non-toxic, non-corrosive and water-soluble.

- Cleans track for improved conductivity
- Safe for scenery
- Non-toxic

1.85 fl oz (54.7 mL)



Roto Pads™ TT4562
Replacement Cleaning and Scrubbing pads for Roto Wheel Cleaner.

- Easy to apply
- Will not scratch wheels
- For N and HO scale

Cleaning Pads - 76 3/4" (194 cm)
Scrubbing Pads - 25 1/2" (64.7 cm)



Track Painters

Use before or after installation to model track as realistic as the rest of the layout.

- Quick and easy
- Paints metal and plastic
- Works for all scales
- Includes replacement tip

10 mL (0.33 fl oz)



Steel Rail TT4580
Paint rails, plates and spikes a realistic steel color



Rusty Rail TT4581
Paint rails, plates and spikes a realistic rust color



Weathered Tie TT4582
Paint ties a realistic matte finish



Just Plug® provides a complete, quick and easy way to add realistic lighting to new and existing layouts. The modular design works for all scenes and allows for customizable expansion. Just Plug offers control of individual lights and can turn them on and off in a sequence. Easily combine and add accessories like Vehicles, Street Lights, Billboards and Just Plug-equipped Built-&-Ready® buildings. **Just Plug and you're done!**



Just Plug Lighting System



With the Just Plug Lighting System, you don't need any special tools or electrical knowledge. All you need is a Power Supply, a Light Hub and one of our pre-lit products. **Just Plug and your done!**

Power Supply

- Connect to Light Hub, Sequencing Light Hub or Expansion Hub
- Power up to 50 Light Hub Ports or 1000 mA

JP5770 Type A (US) 120V
 JP5771 Type C (EU) 230V
 JP5772 Type G (UK) 230V
 JP5773 Type I (AU/NZ) 240V
 1/pkg



Light Hub JP5701

- Add up to 4 Just Plug products of your choice to a project quickly and easily
- Regulate light brightness with individual dimmer controls
- Add an optional Auxiliary Switch for convenient operation



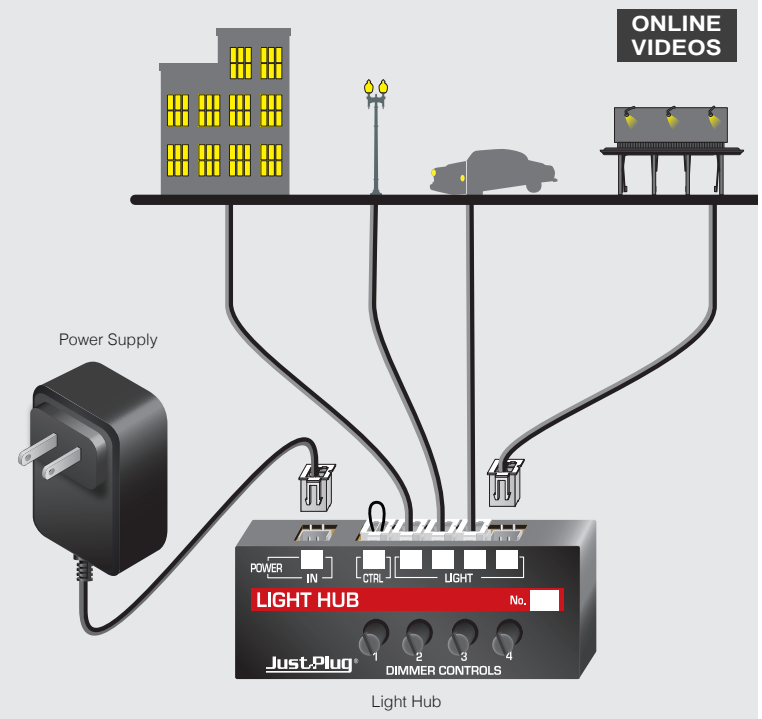
Lights & Hub Set JP5700

- Quickest, easiest way to add lights to any project
- Includes 2 Warm White LED Stick-On Lights and places to add 2 more
- Regulate light brightness with individual dimmer controls



GETTING STARTED: Powering Pre-Lit Products

- Plug Power Supply and Pre-Lit product into Light Hub.
- Each Light Hub can light up four Pre-Lit products.



Just Plug Lighting System

Expand
JUST PLUG LIGHTING SYSTEM



Easily expand the Just Plug Lighting System with the Expansion Hub. Each Expansion Hub can connect up to four Light Hubs or link to another Expansion Hub for more powering options. It's that easy!

Expansion Hub

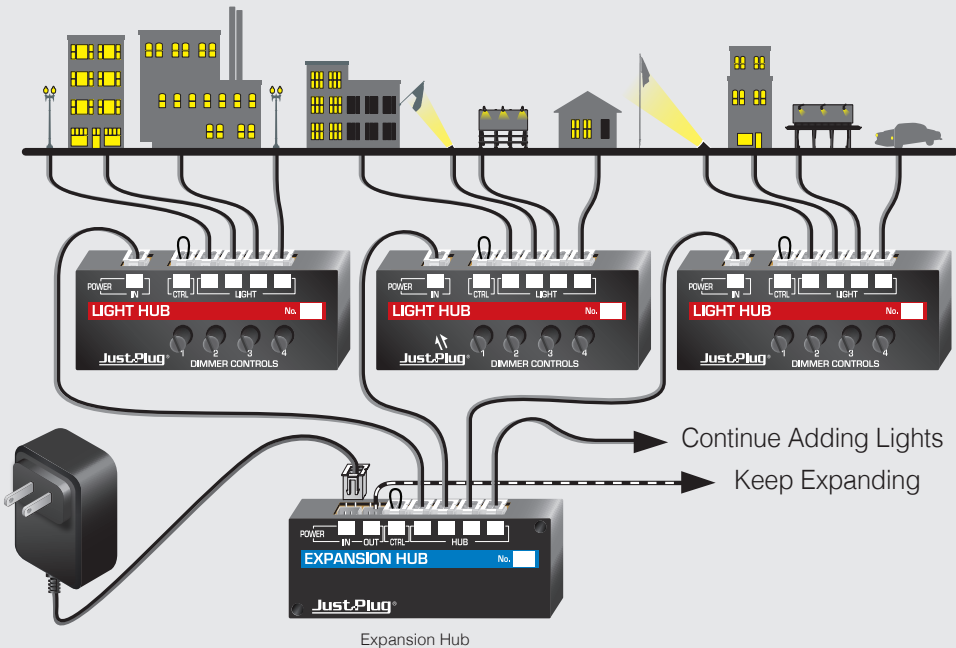
JP5702

- Expand your Just Plug Lighting System quickly and easily
- Connect up to 4 Light Hubs or Sequencing Light Hubs
- Includes 4 Connecting Cables to connect to Light Hubs
- Add an optional Auxiliary Switch for convenient operation



EXPAND: Continue Adding Pre-Lit Products

- Expand by adding Expansion Hubs and more Light Hubs to accommodate multiple Pre-Lit products.



Just Plug Lighting System



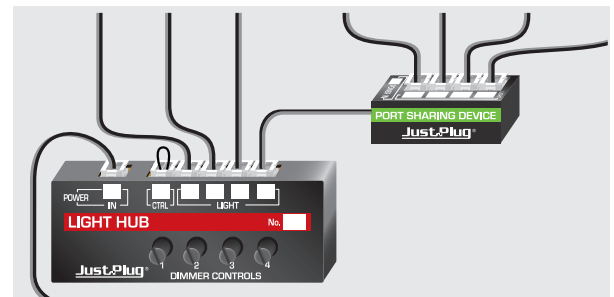
As you expand your layout with more Just Plug features, you may need to adjust your set-up using Accessories. Everything you need to add excitement and functionality to your layout, from portable power to sequenced lighting, is available!

ACCESSORIZE: Enhance Your Layout

Auxiliary Switch JP5725

- Turn lights on or off with the flick of a switch
- Control power to lights on a Light Hub, Sequencing Light Hub, Expansion Hub, or multiple hubs
- Use multiple switches for various lighting configurations

1/pkg



Port Sharing Device JP5681

- Power up to 4 LED Lights per LIGHT Port
- Connect to Light Hub or Sequencing Light Hub



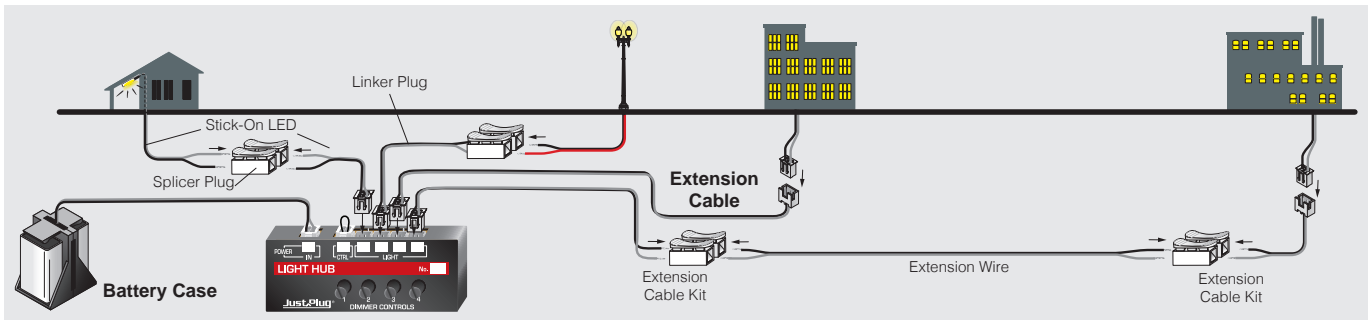
Sequencing Light Hub JP5680

- Individually sequence lights on and off
- Dimmer controls adjust individual light brightness
- Adjustable sequence speed



Just Plug Lighting System


JUST PLUG LIGHTING SYSTEM
Accessories



Connecting Cables JP5760

- Connect Expansion Hubs to Light Hubs or Sequencing Light Hubs
- Connect Expansion Hubs to Expansion Hubs
- Connect any Hub to a train power pack or DCC system


2/pkg 48" (121 cm) cables



Extension Cables JP5761

- Expand the reach of your lighting system
- Extend the length of any Just Plug cable

2/pkg 48" (121 cm) cables



Battery Case JP5682

- Provides power and portability
- Compatible with Light Hubs, Sequencing Light Hubs and Expansion Hubs
- For modular layouts, contests and dioramas

Holds two 9-Volt batteries, not included.




Tidy Wire Kit JP5717

- Install quickly and easily to keep cables secure, tidy and easy to access for expansion
- Adhesive-backed mounts secure cables
- Wire ties bundle cables neatly
- Use labels to identify connections

Wire Tie Mounts 12/pkg

Wire Ties 24/pkg

Labels 20/pkg

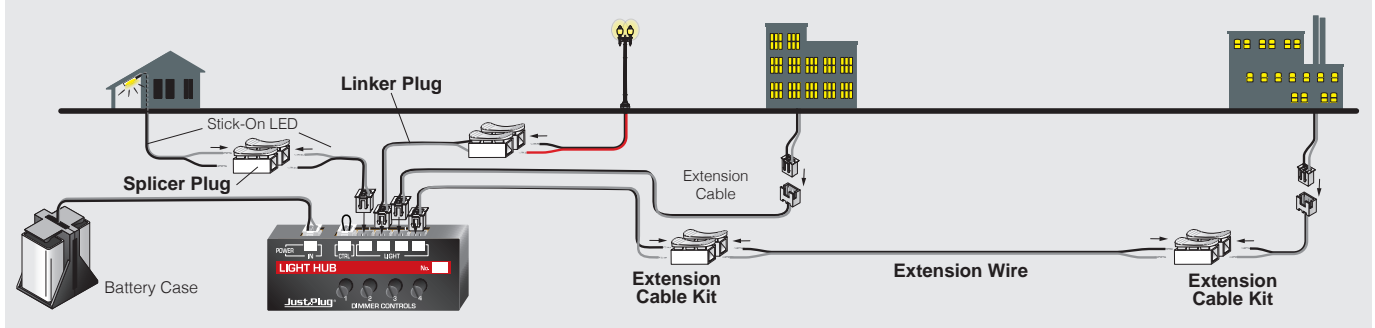


Just Plug Lighting System



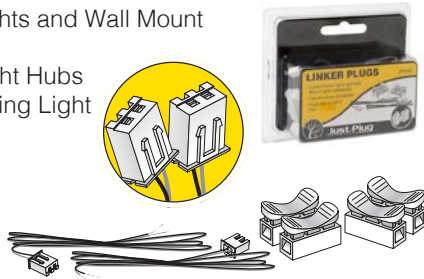
Easily adapt Just Plug to work for you. Whether you want to light unlit features, extend wire length or eliminate building glow, Just Plug has a complete system to further refine your layout!

CUSTOMIZE: Add Lighting to Unlit Features



Linker Plugs JP5685

- For Street Lights and Wall Mount Lights
- Plugs into Light Hubs and Sequencing Light Hubs



Extension Wire JP5683

- Use with Extension Cable Kit
- Color-coded for proper connection
- Soft insulation for easy stripping

50' (15.2 m)



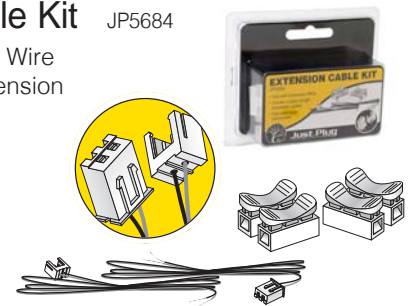
Splicer Plugs JP5686

- For fast wire connections
- Easily splice wires after cutting for installation
- Easy-to-use buttons



Extension Cable Kit JP5684

- Use with Extension Wire
- Create custom extension cables



Just Plug Lighting System

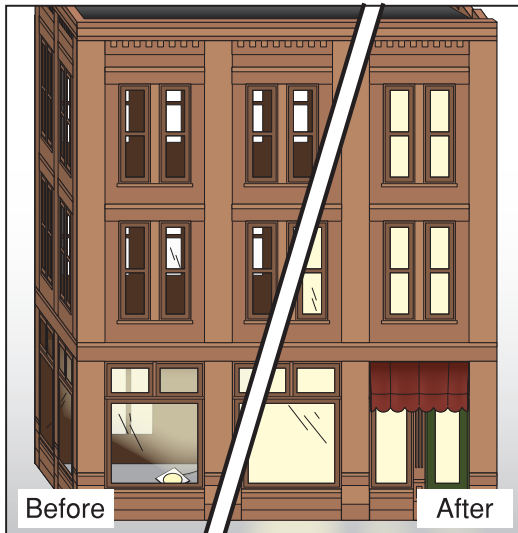
Customize
JUST PLUG LIGHTING SYSTEM



Light Diffusing Window Film JP5715

- Blocks the outside view through the windows of an empty building
- Diffuses light evenly throughout structure when lights are on

Diffusing Film: 6" x 36" (15.2 cm x 91.4 cm)
Window Tint: 6" x 36" (15.2 cm x 91.4 cm)
Micro Sticky Spots: 256/pkg

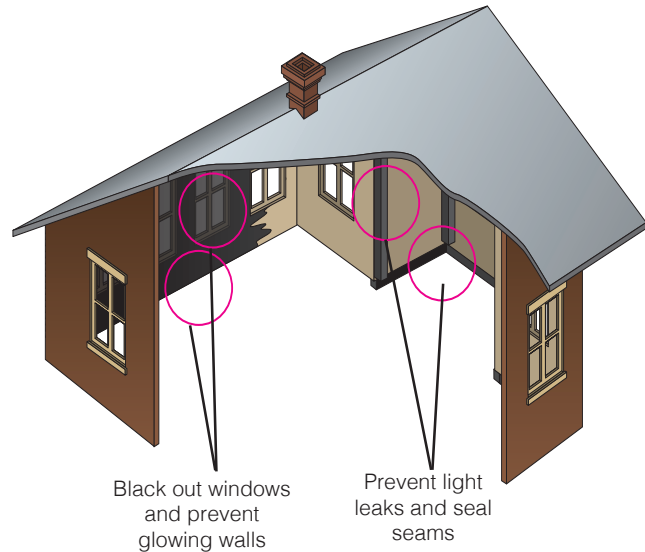


Light Block Kit JP5716

- Seal light leaks easily by pressing Ribbon Putty into interior corners and joints
- Affix Ribbon Putty along the bottom edges of structures to secure buildings to layout surface and block light from bleeding along foundations
- Paint walls with Masking Paint to keep light from glowing through walls. Black out individual windows to indicate unlit rooms



Masking Paint: 2 fl oz (59.1 mL), Ribbon Putty: 2 rolls



Just Plug Lighting System



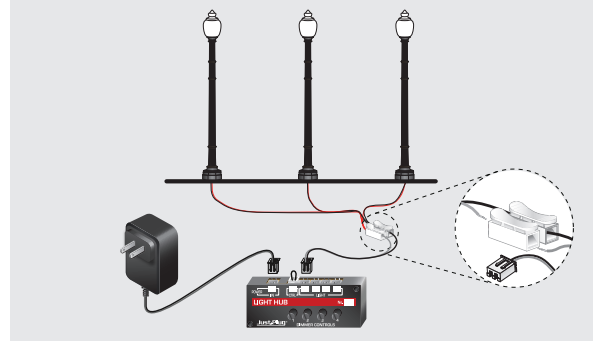
Street Lights & Wall Mount Lights

Light up city streets, rural roads, sidewalks, parking lots and train yards. Can be added to any building, billboard, sign, entryway, home or office. Pair with Linker Plugs to place in remote locations.

- Easy as drilling a hole and plugging into your Just Plug System
- Dimmable, Warm White LEDs
- Plugs into Light Hub



Detachable plug for easy installation.
Push button to insert/remove wire.



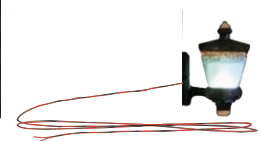
HO, N and O Scale Wall Mount Lights



Gooseneck
HO (2 lights/pkg) JP5654
N (2 lights/pkg) JP5658
O (2 lights/pkg) JP5662
36" (91.4 cm) wire



Entry
HO (2 lights/pkg) JP5655
N (2 lights/pkg) JP5659
O (2 lights/pkg) JP5663
36" (91.4 cm) wire



Just Plug Lighting System

HO, N and O Scale Street Lights



Wooden Pole
HO (3 lights/pkg) JP5630
N (3 lights/pkg) JP5638
O (2 lights/pkg) JP5646
36" (91.4 cm) wire

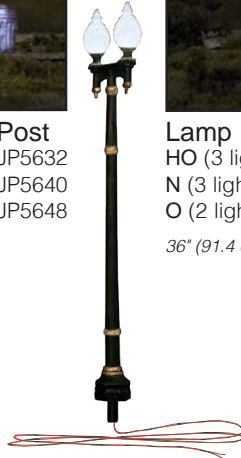
HO and O scale Wooden Pole include optional extension pole. Increase pole height for use around factories, in railyards and other large open areas requiring light.




Arched Cast Iron
HO (3 lights/pkg) JP5631
N (3 lights/pkg) JP5639
O (2 lights/pkg) JP5647
36" (91.4 cm) wire



Double Lamp Post
HO (3 lights/pkg) JP5632
N (3 lights/pkg) JP5640
O (2 lights/pkg) JP5648
36" (91.4 cm) wire



Lamp Post
HO (3 lights/pkg) JP5633
N (3 lights/pkg) JP5641
O (2 lights/pkg) JP5649
36" (91.4 cm) wire



OO/HO Scale Street Lights



Metal Lamp
OO/HO (3 lights/pkg) JP5675
36" (91.4 cm) wire



Concrete Lamp
OO/HO (3 lights/pkg) JP5677
36" (91.4 cm) wire



Twin Lamp
OO/HO (3 lights/pkg) JP5676
36" (91.4 cm) wire



Just Plug Lighting System



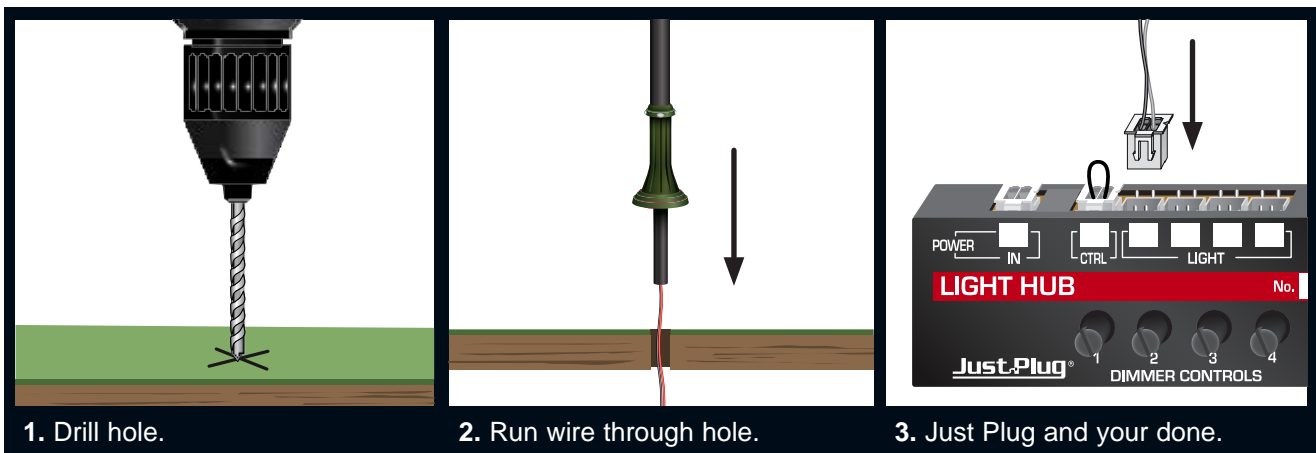
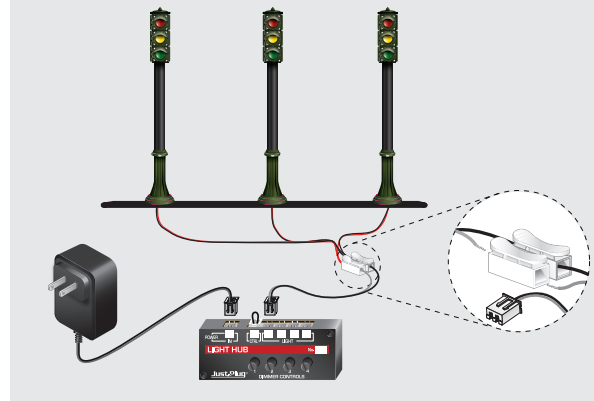
Traffic Lights

Bring a variety of intersections to life on your layout with our new Just Plug® Traffic Lights.

- Three traffic signal styles popular in the mid 40's and 50's that are still seen today
- Simply drill a hole and plug into your Just Plug® system
- Use only one Light Hub Port per set
- Hand-painted and authentically weathered



Detachable plug for easy installation.
Push button to insert/remove wire.



1. Drill hole.

2. Run wire through hole.

3. Just Plug and your done.

HO, N and O Scale Traffic Lights

Pedestal Traffic Lights

- Common in busy intersections or downtown areas
- Steady traffic signals give the illusion of movement
- Single-faced and includes two red lights and two green lights
- Includes enough lights for 1 four-way intersection




Pedestal

HO (4 lights/pkg) JP5651
N (4 lights/pkg) JP5635
O (4 lights/pkg) JP5664


36" (91.4 cm) wire

Suspended Flashing Lights

- Seen in rural areas to direct traffic with a caution warning signal
- Yellow light flashes on all four sides
- One package includes two flashing yellow lights, enough for 2 intersections
- Suspended Flashing Light connects to a Flashing Linker Plug
- Adjustable wire gives desired distance between poles



For flashing yellow light, use included Flashing Linker Plug.



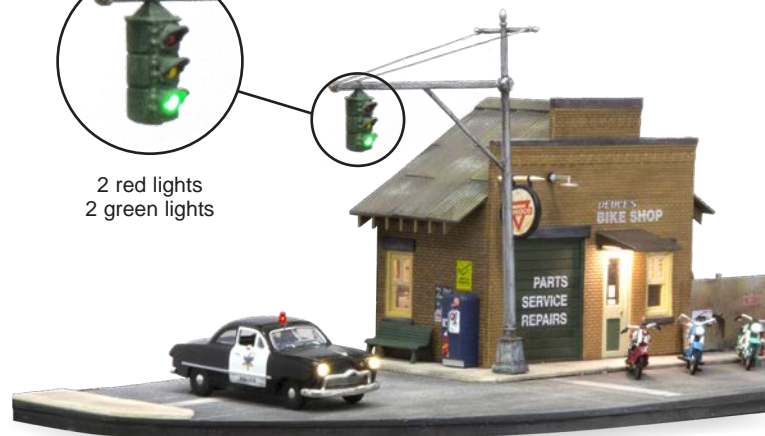
Suspended Flashing

HO (2 lights/pkg) JP5652
N (2 lights/pkg) JP5636
O (2 lights/pkg) JP5665

36" (91.4 cm) wire

Mast Arm Traffic Lights

- Ideal for suburban or small-town roads
- Steady traffic signals give the illusion of movement
- Single-faced and includes two red lights and two green lights
- Includes enough lights for 1 four-way intersection

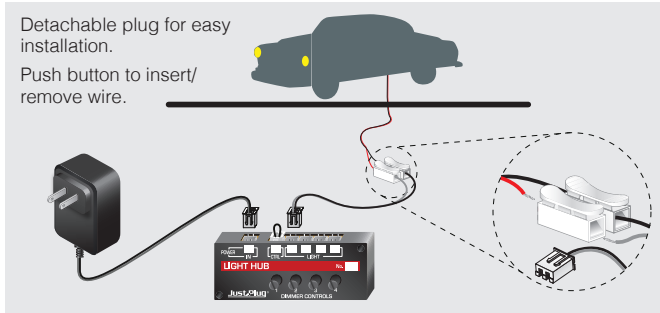


Mast Arm

HO (4 lights/pkg) JP5653
N (4 lights/pkg) JP5637
O (4 lights/pkg) JP5666

36" (91.4 cm) wire

Just Plug Lighting System



Lighted Vehicles

Whether you're modeling a backcountry drive or a busy downtown scene these Vehicles instantly add light and interest to any layout. Each Vehicle includes a driver and LED headlights and taillights.

- Easy as drilling a hole and plugging into your Just Plug System
- Dimmable, Warm White LEDs
- Plugs into Light Hub



Green Pickup			HO	N	O
			JP5590	JP5610	JP5970

Midnight Ride			HO	N	O
			JP5591	JP5611	JP5971

City Classic			HO	N	O
			JP5592	JP5612	JP5972

Police Car			HO	N	O
			JP5593	JP5613	JP5973

Cool Convertible			HO	N	O
			JP5594	JP5614	JP5974

Just Plug Lighting System

Heavy Hauler



HO	N	O
JP5595	JP5615	JP5975

Comfy Cruise



HO	N	O
JP5596	JP5616	JP5976

Work Truck



HO	N	O
JP5597	JP5617	JP5977

Blue Coupe



HO	N	O
JP5598	JP5618	JP5978

Station Wagon



HO	N	O
JP5599	JP5619	JP5979

Fancy Fins



HO	N	O
JP5600	JP5620	JP5980

Downtown Drive



HO	N	O
JP5601	JP5621	JP5981

N, HO and O Scale Lighted Vehicles
JUST PLUG LIGHTING SYSTEM

Just Plug Lighting System



Billboards

Just Plug Billboards are an easy way to add life and flair to any scene by advertising local shops or destinations. They are a staple of every town and are often found along highways, buildings and on rooftops. Each one includes preinstalled LED lighting to highlight the unique designs and add interest to your layout.

Each Billboard includes a 36" (91.4 cm) wire.



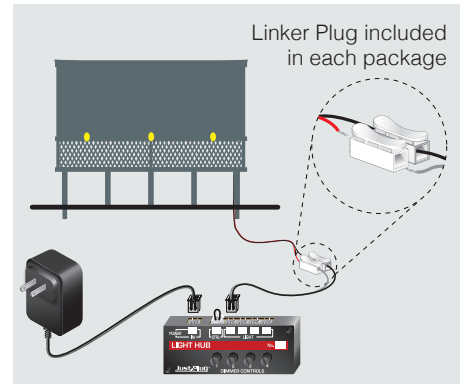
Authentic details and weathering on both sides.



Deuce's Parts & Repair
HO Scale JP5792



The Hottest Brand
HO Scale JP5793



Linker Plug included in each package



Monroe's Drive-In
HO Scale JP5794



Wise Tobacco Co.
HO Scale JP5795



Lanes Bowling & Bar
HO Scale JP5796

Just Plug Lighting System

JUST PLUG LIGHTING SYSTEM
US Flags and Union Jack Flag Pole



US Flags

Feature the stars and stripes of Old Glory with incredible detail. Place the US Flags in school yards, outside of homes, government buildings, depots and more. Each US Flag includes a Just Plug Spotlight to highlight the Flag.



US Flag - Wall Mount

- (1 Spotlight included)
- Small JP5953
- Medium JP5954
- Large JP5955



US Flag - Pole

- (1 Spotlight included)
- Small JP5950
- Medium JP5951
- Large JP5952



Union Jack Flag Pole

Showcase the symbol of unity between nations with the Union Jack Flag. Each flag is unique, displaying natural drapes in the material as it waves in the wind. The Union Jack Flags include a Just Plug Spotlight to highlight the flag.



Union Jack - Pole

- (1 Spotlight included)
- Medium JP5959

Just Plug Lighting System



LED Lights

Simply plug into Light Hub or Sequencing Light Hub. Available in two types and a variety of colors.

2 lights/pkg, 24" (60.9 cm) cables





It's as easy as placing a light and setting your building on top.

Stick-On

Adhesive-backed for easy installation

- JP5736 - Orange
- JP5737 - Green
- JP5738 - Blue
- JP5739 - Red
- JP5740 - Warm White
- JP5741 - Cool White
- JP5742 - Yellow



Nano

Small in size, big in brightness

- JP5743 - Warm White
- JP5744 - Yellow
- JP5745 - Red
- JP5746 - Green
- JP5747 - Blue
- JP5748 - Cool White
- JP5749 - Orange
- JP5754 - Yellow Flashing
- JP5755 - Red Flashing



Landscape Lights

Shed some light on important features on your layout and bring attention to monuments, buildings, flags and more. Spotlights come in two sizes and can be used in multiple scales. Floodlights are perfect for illuminating large areas on a layout.



Small Spotlight
2/pkg JP5956



Large Spotlight
2/pkg JP5957



Floodlight
2/pkg JP5958



When you buy Landmark Structures®, you buy our trademark commitment to design innovation and the highest standards in quality you have come to expect from Woodland Scenics. Landmark Structures offers a complete spectrum of architecturally accurate building options and includes N, HO and O scale structures.



Buildings

Vehicles, figures and landscape sold separately.

Choose from a selection of ready-made buildings, kits or modular pieces to create the ideal town, city or industrial scene.

Built-&-Ready®

Place Built-&-Ready Landmark Structures directly on your layout, straight from the hobby store shelf. They are highly detailed, architecturally accurate, expertly painted and realistically weathered. Depending on the building, extras may include lights, accessories, window treatments/clear window material, decals and/or printed interiors.




Building Kits

Available in a wide variety of building styles and assembly types, Building Kits are easy to assemble and allow anyone the creative freedom to paint, weather and detail as they wish. Choose from basic kits that include walls and roofing material, kits with interlocking walls, kits with walls partially assembled and kits that include scene-setting details, decals and accessories.



Modular Buildings

Modular building pieces offer modelers unlimited building options and make it easy to create buildings of any size, shape or height. Pieces available individually or in money-saving bulk packs.



Details, decals and colors may vary from photo. Check the website for current product information regarding which buildings have lights and interiors.

 **Ready for Just Plug.**
Lighting Included.


Buildings


BUILDINGS - BUILT-&-READY
Built-&-Ready Landmark Structures




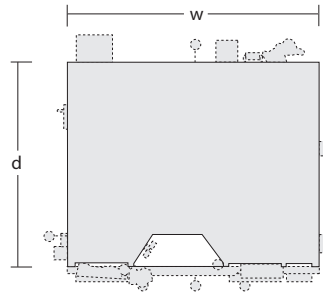
Built-&-Ready® Landmark Structures

Lubener's General Store

 **HO Scale BR5021**
4 7/16" w x 3 5/8" d x 4 1/8" h
(11.2 cm x 9.2 cm x 10.4 cm)

 **N Scale BR4925**
2 7/16" w x 2" d x 2 1/4" h
(6.19 cm x 5.08 cm x 5.71 cm)

 **O Scale BR5841**
8 3/8" w x 6 5/8" d x 8 3/16" h
(21.2 cm x 16.9 cm x 20.7 cm)



Available as a Building Kit

Fresh Market


HO Scale PF5180 **RETIRED**


N Scale PF5200


Lubener's General Store

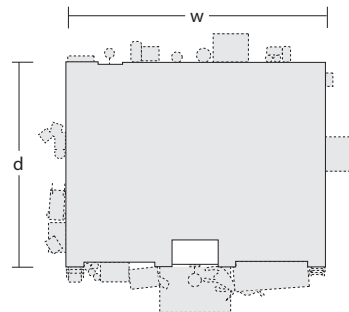
O Scale PF5890

Harrison's Hardware

 **HO Scale BR5022**
4 19/32" w x 3 5/8" d x 4 1/2" h
(11.6 cm x 9.2 cm x 11.4 cm)

 **N Scale BR4921**
2 1/2" w x 2" d x 2 1/2" h
(6.35 cm x 5.08 cm x 6.35 cm)

 **O Scale BR5842**
8 1/8" w x 6 11/16" d x 7 1/2" h
(20.6 cm x 16.8 cm x 19 cm)



Previously Available as a Building Kit

Planters Feed and Seed Supply

HO Scale PF5181 **RETIRED**


N Scale PF5201 **RETIRED**

Harrison's Hardware




O Scale PF5891 **RETIRED**

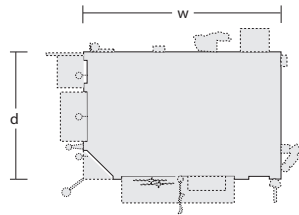
Buildings

Details, decals and colors may vary from photo. Check the website for current product information regarding which buildings have lights and interiors.

 **Ready for Just Plug.**
Lighting Included.

Corner Emporium

-  **HO Scale BR5024**
4 3/16" w x 2 3/4" d x 4 1/8" h
(10.6 cm x 6.98 cm x 10.4 cm)
-  **N Scale BR4923**
2 5/16" w x 1 1/2" d x 2 9/32" h
(5.87 cm x 3.81 cm x 5.79 cm)
-  **O Scale BR5844**
7 11/16" w x 5" d x 7 1/2" h
(19.5 cm x 12.7 cm x 19 cm)






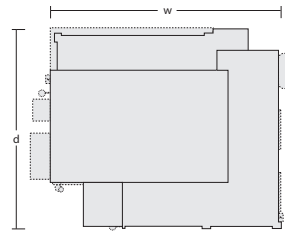
O Scale Version

Previously Available as a Building Kit

- Main Street Merchantile
- HO Scale PF5182 **RETIRED**
- N Scale PF5202 **RETIRED**
- Corner Emporium
- O Scale PF5893 **RETIRED**

Clyde & Dale's Barrel Factory (N, HO) / Morrison Door Factory (O)


-  **HO Scale BR5026**
6 5/8" w x 5 11/16" d x 4 1/8" h
(16.8 cm x 14.4 cm x 10.4 cm)
-  **N Scale BR4924**
3 9/16" w x 3 1/8" d x 3 21/64" h
(9.04 cm x 7.93 cm x 8.45 cm)
-  **O Scale BR5848**
11 7/8" w x 10 7/16" d x 10 1/16" h
(30.1 cm x 26.5 cm x 25.5 cm)



O Scale Version

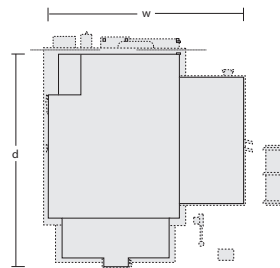
Available as a Building Kit

- Sicken Tire Company
- HO Scale PF5184 **RETIRED**
- N Scale PF5204



Country Store Expansion

-  **HO Scale BR5031**
7 1/8" w x 6 13/16" d x 3 1/8" h
(18 cm x 17.3 cm x 7.93 cm)
-  **O Scale BR5845**
10" w x 12" d x 6 1/8" h
(25.4 cm x 30.4 cm x 15.5 cm)



O Scale Version

Available as a Building Kit

- Country Store Expansion
- O Scale PF5894




Details, decals and colors may vary from photo. Check the website for current product information regarding which buildings have lights and interiors.


 **Ready for Just Plug.**
Lighting Included.

Buildings

BUILDINGS - BUILT-&-READY
Built-&-Ready Landmark Structures

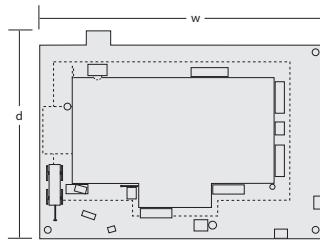
Dansbury Depot

 **HO Scale BR5023**
7 1/2" w x 5 9/16" d x 4" h
(19 cm x 14.1 cm x 10.1 cm)


 **N Scale BR4928**
4 1/32" w x 2 15/16" d x 2 1/2" h
(10.2 cm x 7.46 cm x 6.35 cm)


Available as a Building Kit

Woodland Station
HO Scale PF5187 **RETIRED**
N Scale PF5207



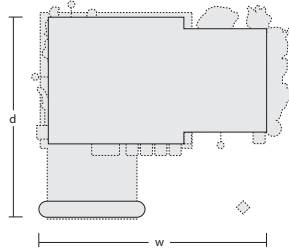
Fill'er Up & Fix'er

 **HO Scale BR5025**
6 5/32" w x 5 13/32" d x 2 5/8" h
(15.6 cm x 13.7 cm x 6.66 cm)


 **N Scale BR4922**
3 3/16" w x 2 7/8" d x 1 9/16" h
(8.09 cm x 7.3 cm x 3.96 cm)


Available as a Building Kit

Sonny's Super Service
HO Scale PF5183 **RETIRED**
N Scale PF5203



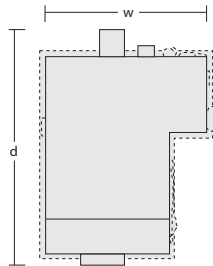
Granny's House

 **HO Scale BR5027**
3 3/4" w x 5 7/16" d x 3" h
(9.52 cm x 13.8 cm x 7.62 cm)

 **N Scale BR4926**
2 1/32" w x 2 29/32" d x 1 7/16" h
(5.15 cm x 7.38 cm x 3.65 cm)

Available as a Building Kit

Country Cottage
HO Scale PF5186 **RETIRED**
N Scale PF5206



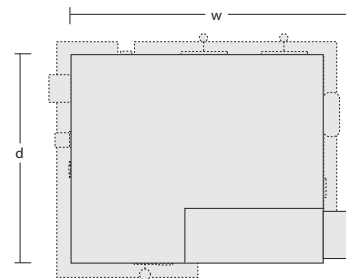
Chip's Ice House

HO Scale BR5028
6 3/8" w x 4 11/16" d x 4 1/2" h
(16.1 cm x 11.9 cm x 11.4 cm)

N Scale BR4927
3 7/16" w x 2 17/32" d x 2 3/8" h
(8.73 cm x 6.42 cm x 6.03 cm)

Available as a Building Kit

O'Leary Dairy Distribution
HO Scale PF5185
N Scale PF5205 **RETIRED**





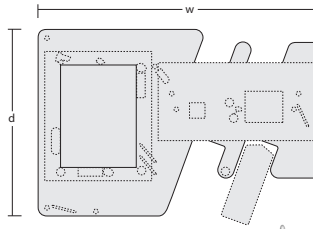
Buildings

Details, decals and colors may vary from photo. Check the website for current product information regarding which buildings have lights and interiors.

 **Ready for Just Plug.**
Lighting Included.

Drive 'n Dine



-  HO Scale BR5029
7 3/4" w x 5 1/4" d x 3 15/16" h
(19.6 cm x 13.3 cm x 10 cm)
-  N Scale BR4929
4 1/4" w x 2 29/32" d x 2 3/16" h
(10.7 cm x 7.38 cm x 5.55 cm)

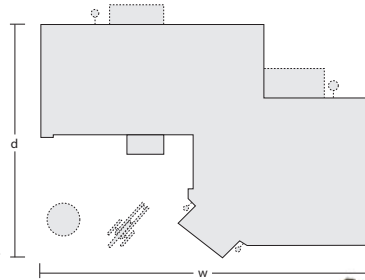


Previously Available as a Building Kit
D's Diner
HO Scale PF5188 **RETIRED**
N Scale PF5208 **RETIRED**



Municipal Building




-  HO Scale BR5030
8 3/8" w x 5 15/16" d x 4 3/8" h
(21.2 cm x 15 cm x 11.1 cm)
-  N Scale BR4930
4 1/2" w x 3 3/16" d x 1 27/32" h
(11.4 cm x 8.09 cm x 4.68 cm)

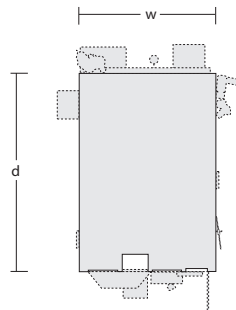


Previously Available as a Building Kit
County Courthouse
N Scale PF5209 **RETIRED**



J.W. Cobbler


-  HO Scale BR5032
2 31/32" w x 4 5/16" d x 5 5/8" h
(7.54 cm x 10.9 cm x 14.2 cm)
-  N Scale BR4931
1 3/16" w x 1 3/4" d x 3 1/16" h
(3.01 cm x 4.44 cm x 7.77 cm)
-  O Scale BR5843
5 3/8" w x 7 7/8" d x 10 1/4" h
(13.6 cm x 20 cm x 26 cm)

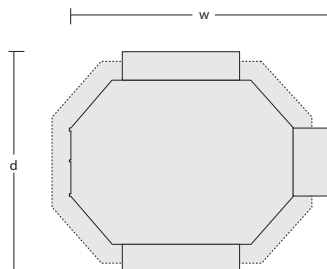


Available as a Building Kit
J.W. Cobbler
N Scale PF5210 **RETIRED**
O Scale PF5892



Grand Gazebo

-  HO Scale BR5035
6 5/16" w x 5 9/32" d x 4 1/4" h
(16 cm x 13.4 cm x 10.7 cm)



Previously Available as a Building Kit
Public Pavilion
HO Scale PF5189 **RETIRED**




Details, decals and colors may vary from photo. Check the website for current product information regarding which buildings have lights and interiors.

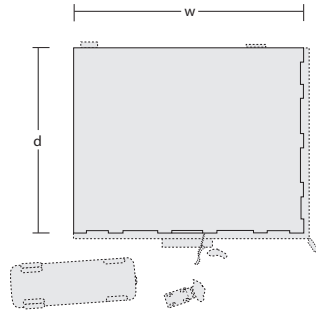
 **Ready for Just Plug.**
Lighting Included.

Buildings


BUILDINGS - BUILT-&-READY
Built-&-Ready Landmark Structures

Citizens Savings & Loan

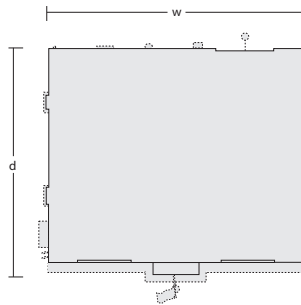
 HO Scale BR5033
5 1/2" w x 4 1/8" d x 4 3/4" h
(13.9 cm x 10.4 cm x 12 cm)



Firehouse

 HO Scale BR5034
6 21/32" w x 5 7/8" d x 8 3/4" h
(16.9 cm x 14.9 cm x 22.2 cm)

N Scale BR4934
3 19/32" w x 3 7/32" d x 4 13/16" h
(9.12 cm x 8.17 cm x 12.2 cm)




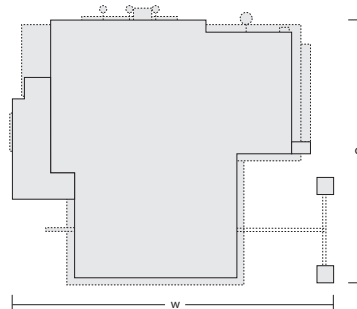
Previously Available as a Building Kit

Fire Station № 3


N Scale PF5212 **RETIRED**

Meg A. Watts Transformers


 HO Scale BR5037
8 7/16" w x 6 27/32" d x 8 1/2" h
(21.4 cm x 17.3 cm x 21.5 cm)

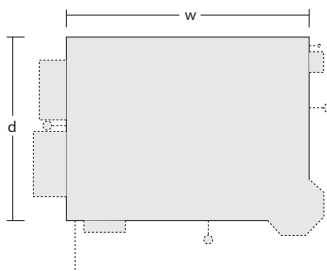


Davenport Department Store

 HO Scale BR5039
5 1/8" w x 3 7/8" d x 6 15/16" h
(13 cm x 9.84 cm x 17.6 cm)

N Scale BR4938
2 3/4" w x 2 1/16" d x 3 3/4" h
(6.98 cm x 5.23 cm x 9.52 cm)

 O Scale BR5847
9 13/16" w x 7 1/2" d x 12 7/16" h
(24.9 cm x 19 cm x 31.5 cm)




Available as a Building Kit

Davenport Department Store


N Scale PF5214

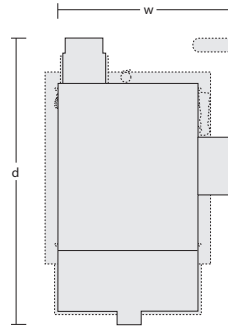
Buildings

Details, decals and colors may vary from photo. Check the website for current product information regarding which buildings have lights and interiors.




 **Ready for Just Plug.**
Lighting Included.

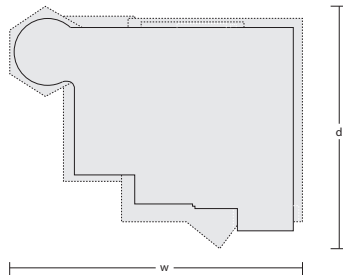
Home Sweet Home

-  HO Scale BR5036
4 1/4" w x 7 1/8" d x 5 1/2" h
(10.7 cm x 18 cm x 13.9 cm)
- N Scale BR4939
2 5/16" w x 3 15/16" d x 2 3/4" h
(5.87 cm x 10 cm x 6.98 cm)



Old Weathered Barn

-  HO Scale BR5038
7 13/16" w x 5 11/16" d x 5 1/4" h
(19.8 cm x 14.4 cm x 13.3 cm)
-  N Scale BR4932
3 3/16" w x 4 1/4" d x 2 11/16" h
(8.09 cm x 10.7 cm x 6.82 cm)
-  O Scale BR5865
10 1/4" w x 7 13/16" d x 7 7/8" h
(26 cm x 19.8 cm x 20 cm)

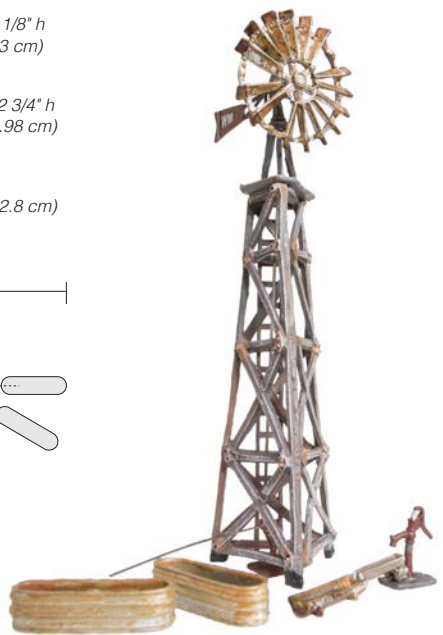
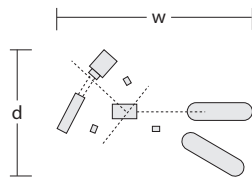


Previously Available as a Building Kit

Rustic Barn
HO Scale PF5190 **RETIRED**
N Scale PF5211 **RETIRED**

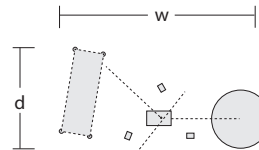
Old Windmill

- HO Scale BR5042
3 3/8" w x 2 3/16" d x 5 1/8" h
(8.57 cm x 5.55 cm x 13 cm)
- N Scale BR4936
2 3/16" w x 1 5/16" d x 2 3/4" h
(5.55 cm x 3.33 cm x 6.98 cm)
- O Scale BR5867
6 1/8" w x 4" d x 9" h
(15.6 cm x 10.2 cm x 22.8 cm)



Windmill

- HO Scale BR5043
3 5/8" w x 1 3/4" d x 5 1/8" h
(9.2 cm x 4.44 cm x 13 cm)
- N Scale BR4937
2 1/2" w x 1" d x 2 3/4" h
(6.35 cm x 2.54 cm x 6.98 cm)
- O Scale BR5868
6 1/2" w x 3 1/8" d x 9" h
(16.7 cm x 8.05 cm x 22.8 cm)



Previously Available as a Building Kit

Windmills
HO Scale PF5192 **RETIRED**
N Scale PF5213 **RETIRED**


Details, decals and colors may vary from photo. Check the website for current product information regarding which buildings have lights and interiors.


 **Ready for Just Plug.**
Lighting Included.


Buildings

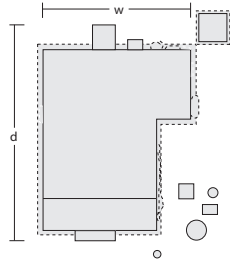
BUILDINGS - BUILT-&-READY
Built-&-Ready Landmark Structures

Old Homestead


 HO Scale BR5040
3 3/4" w x 5 7/16" d x 3" h
(9.52 cm x 13.8 cm x 7.62 cm)

 N Scale BR4933
2 1/32" w x 2 29/32" d x 1 7/16" h
(5.15 cm x 7.38 cm x 3.65 cm)

 O Scale BR5860
7" w x 9 13/16" d x 5 1/8" h
(17.7 cm x 24.9 cm x 13 cm)

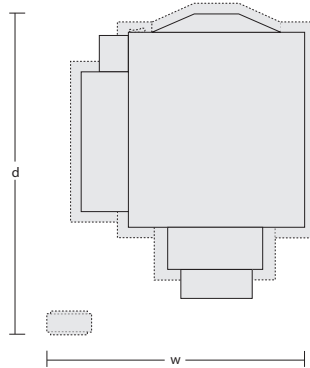


Community Church


 HO Scale BR5041
5 1/4" w x 6 13/16" d x 7 3/8" h
(13.3 cm x 17.3 cm x 18.7 cm)

Previously Available as a Building Kit
Country Church

HO Scale PF5191 **RETIRED**

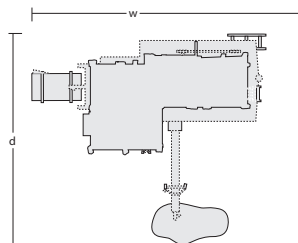


Buzz's Sawmill


 HO Scale BR5044
7 1/2" w x 5 7/8" d x 2 1/8" h
(19 cm x 14.9 cm x 5.39 cm)


Previously Available as a Building Kit
Buzz's Sawmill

HO Scale PF5195 **RETIRED**



Deuce's Bike Shop

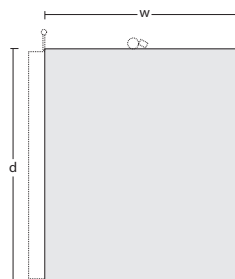
 HO Scale BR5045
5" w x 6" d x 3 1/2" h
(12.7 cm x 15.2 cm x 8.89 cm)

 O Scale BR5846
9" w x 10 7/8" d x 6 1/4" h
(22.8 cm x 27.6 cm x 15.8 cm)

Previously Available as a Building Kit
Deuce's Bike Shop


HO Scale PF5193 **RETIRED**

O Scale PF5895 **RETIRED**




Buildings

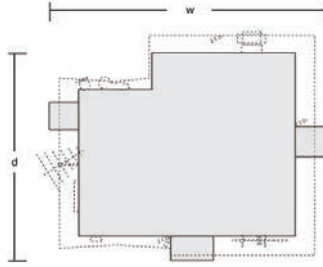
Details, decals and colors may vary from photo. Check the website for current product information regarding which buildings have lights and interiors.

 **Ready for Just Plug.**
Lighting Included.


Corner Porch House

 HO Scale BR5046
5 5/8" w x 4 5/8" d x 5" h
(14.2 cm x 11.7 cm x 12.7 cm)

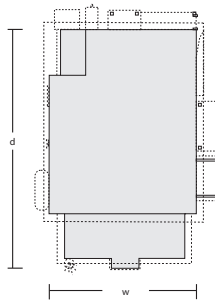
Previously Available as a Building Kit
Corner Porch House
HO Scale PF5196 **RETIRED**




Mo Skeeters Bait & Tackle


 HO Scale BR5047
3 3/4" w x 6 1/2" d x 3 1/2" h
(9.52 cm x 16.5 cm x 8.89 cm)


Previously Available as a Building Kit
Mo Skeeter's Bait & Tackle
HO Scale PF5194 **RETIRED**

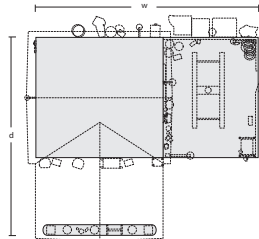


Ethyl's Gas & Service


 HO Scale BR5048
6 3/8" w x 5 11/16" d x 3 7/16" h
(16.1 cm x 14.4 cm x 8.73 cm)


 N Scale BR4935
3 1/2" w x 3 1/8" d x 1 7/8" h
(8.89 cm x 7.93 cm x 4.76 cm)


 O Scale BR5849
11 9/16" w x 10 1/4" d x 6 1/8" h
(29.3 cm x 26 cm x 15.5 cm)

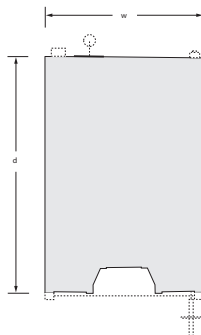


Sully's Tavern

 HO Scale BR5049
2 3/4" w x 4 1/16" d x 4 1/2" h
(6.98 cm x 10.3 cm x 11.4 cm)

 N Scale BR4940
1 1/2" w x 2 1/4" d x 2 1/2" h
(3.81 cm x 5.71 cm x 6.35 cm)

 O Scale BR5850
4 15/16" w x 7 3/8" d x 8" h
(12.5 cm x 18.7 cm x 20.3 cm)






Details, decals and colors may vary from photo. Check the website for current product information regarding which buildings have lights and interiors.

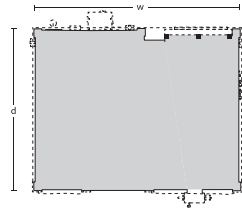
 **Ready for Just Plug.**
Lighting Included.

Buildings


BUILDINGS - BUILT-&-READY
Built-&-Ready Landmark Structures

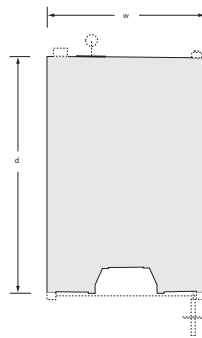
J. Frank's Grocery

-  HO Scale BR5050
5 1/4" w x 4 1/8" d x 3 1/4" h
(13.3 cm x 10.4 cm x 8.25 cm)
-  N Scale BR4941
3 1/4" w x 2 9/16" d x 1 3/4" h
(8.25 cm x 6.5 cm x 4.44 cm)
-  O Scale BR5851
9 1/2" w x 7 1/2" d x 5 7/8" h
(24.1 cm x 19 cm x 14.9 cm)






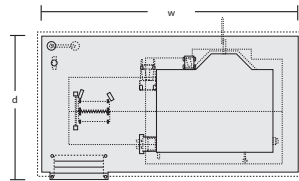
Betty's Burning Building

-  HO Scale BR5051
2 31/32" w x 4 5/16" d x 5 5/8" h
(7.54 cm x 10.9 cm x 14.2 cm)






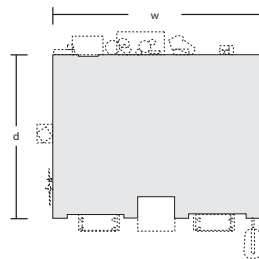
The Depot

-  HO Scale BR5052
6 9/16" w x 4" d x 3 1/2" h
(16.6 cm x 10.1 cm x 8.89 cm)
-  N Scale BR4942
3 9/16" w x 2" d x 1 15/16" h
(9.04 cm x 5.08 cm x 4.92 cm)
-  O Scale BR5852
11 13/16" w x 7 1/4" d x 6 3/16" h
(30 cm x 18.4 cm x 15.7 cm)




Dugan's Paint Store

-  HO Scale BR5053
4 19/32" w x 3 5/8" d x 4 1/2" h
(11.6 cm x 9.2 cm x 11.4 cm)
-  N Scale BR4943
2 1/2" w x 2" d x 2 1/2" h
(6.35 cm x 5.08 cm x 6.35 cm)
-  O Scale BR5853
8 1/8" w x 6 11/16" d x 8 1/8" h
(20.6 cm x 16.9 cm x 20.6 cm)






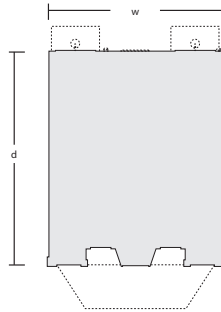
Buildings

Details, decals and colors may vary from photo. Check the website for current product information regarding which buildings have lights and interiors.




 **Ready for Just Plug.**
Lighting Included.

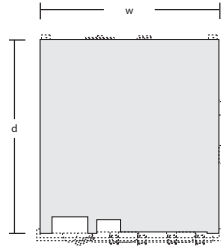
Theatre

-  HO Scale BR5054
4 5/32" w x 5 1/8" d x 5 1/8" h
(10.5 cm x 13 cm x 13 cm)
-  N Scale BR4944
2 1/4" w x 2 3/4" d x 2 13/16" h
(5.71 cm x 6.98 cm x 7.14 cm)
-  O Scale BR5854
7 17/32" w x 9 1/4" d x 9 11/64" h
(19.1 cm x 23.4 cm x 23.2 cm)



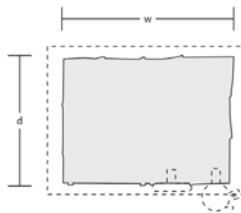
Emilio's Italian Restaurant

-  HO Scale BR5055
4 1/8" w x 4 15/32" d x 4 7/32" h
(10.4 cm x 11.3 cm x 10.7 cm)
-  N Scale BR4945
2 1/4" w x 2 7/16" d x 2 11/32" h
(5.71 cm x 6.19 cm x 5.95 cm)
-  O Scale BR5855
7 1/2" w x 8 1/8" d x 7 3/4" h
(19 cm x 20.6 cm x 19.6 cm)



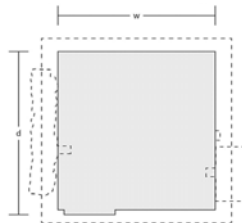
Tin Shack

- HO Scale BR5056
1 7/16" w x 1 1/16" d x 1 1/8" h
(3.65 cm x 2.69 cm x 2.85 cm)
- N Scale BR4946
13/16" w x 5/8" d x 5/8" h
(2.06 cm x 1.58 cm x 1.58 cm)
- O Scale BR5856
2 5/8" w x 2" d x 2 1/8" h
(6.66 cm x 5.08 cm x 5.39 cm)



Work Shed

- HO Scale BR5057
1 11/16" w x 1 3/4" d x 1 15/16" h
(4.28 cm x 4.44 cm x 4.92 cm)
- N Scale BR4947
1 1/16" w x 15/16" d x 1" h
(1.74 cm x 2.38 cm x 2.54 cm)
- O Scale BR5857
3" w x 3 1/16" d x 3 3/8" h
(7.62 cm x 7.77 cm x 8.57 cm)



Details, decals and colors may vary from photo. Check the website for current product information regarding which buildings have lights and interiors.

 **Ready for Just Plug.**
Lighting Included.

Buildings

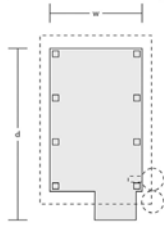
BUILDINGS - BUILT-&-READY
Built-&-Ready Landmark Structures

Wood Shack


HO Scale BR5058
1 1/8" w x 1 7/8" d x 1 3/8" h
(2.85 cm x 4.76 cm x 3.49 cm)


N Scale BR4948
9/16" w x 1 1/16" d x 3/4" h
(1.42 cm x 2.85 cm x 1.9 cm)


O Scale BR5858
1 7/8" w x 3 1/2" d x 2 1/2" h
(4.76 cm x 8.89 cm x 6.35 cm)

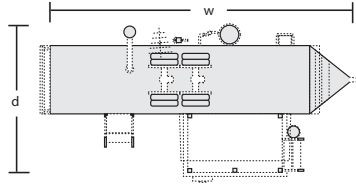


Grillin' & Chillin' Trailer


 HO Scale BR5060
5 3/8" w x 2 5/8" d x 2 1/8" h
(13.6 cm x 6.66 cm x 5.39 cm)


 N Scale BR4950
3 3/32" w x 1 17/32" d x 1 7/64" h
(7.85 cm x 3.88 cm x 2.81 cm)


 O Scale BR5861
9 11/16" w x 4 11/16" d x 3 5/8" h
(24.6 cm x 11.9 cm x 9.2 cm)

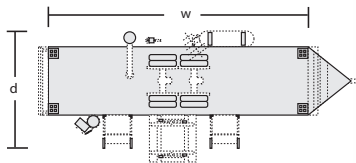


Double Decker Trailer (includes flickering TV)


 HO Scale BR5061
4 1/2" w x 2 1/8" d x 2 3/8" h
(11.4 cm x 5.39 cm x 6.03 cm)


 N Scale BR4951
2 1/2" w x 1 1/4" d x 1 3/8" h
(6.35 cm x 3.17 cm x 3.49 cm)


 O Scale BR5862
8 1/4" w x 3 1/2" d x 4" h
(20.9 cm x 8.89 cm x 10.1 cm)

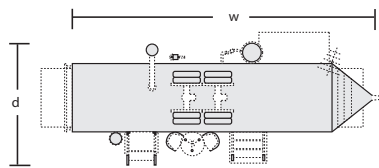


Sunny Days Trailer


 HO Scale BR5062
5 1/2" w x 2 1/8" d x 2 1/8" h
(13.9 cm x 5.39 cm x 5.39 cm)


 N Scale BR4952
2 7/8" w x 1 1/8" d x 1 3/16" h
(7.3 cm x 2.85 cm x 3.01 cm)


 O Scale BR5863
11 1/8" w x 4 3/16" d x 3 5/8" h
(28.2 cm x 10.6 cm x 9.2 cm)

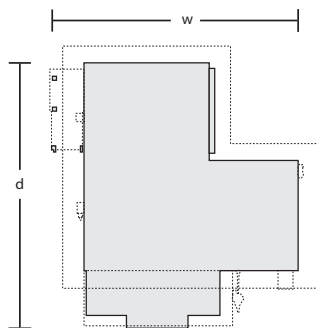


Letters, Parcels and Post

 HO Scale BR5063
4 1/8" w x 4 3/8" d x 2 3/4" h
(10.4 cm x 11.1 cm x 6.98 cm)


 N Scale BR4953
2 1/4" w x 2 3/8" d x 1 1/2" h
(5.71 cm x 6.03 cm x 3.81 cm)

 O Scale BR5864
7 1/2" w x 8 1/16" d x 5 1/8" h
(19 cm x 20.4 cm x 13 cm)





Buildings


Details, decals and colors may vary from photo. Check the website for current product information regarding which buildings have lights and interiors.

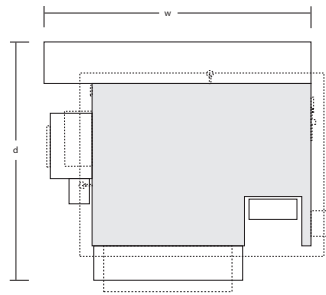
 **Ready for Just Plug.**
Lighting Included.

H&H Feed Mill

 HO Scale BR5059
7 1/4" w x 6 1/4" d x 6 1/8" h
(18.4 cm x 15.8 cm x 15.5 cm)

 N Scale BR4949
4" w x 3 5/8" d x 3 3/8" h
(10.1 cm x 9.2 cm x 8.57 cm)


 O Scale BR5859
13 3/8" w x 11 1/2" d x 10 7/8" h
(33.9 cm x 29.2 cm x 27.6 cm)





O Scale Version

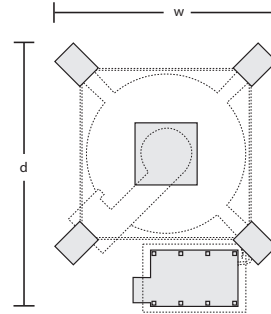


Rustic Water Tower


 HO Scale BR5064
3 15/16" w x 4 27/32" d x 10 1/16" h
(10 cm x 12.3 cm x 25.5 cm)


 N Scale BR4954
2 1/8" w x 2 17/32" d x 5 1/2" h
(5.39 cm x 6.42 cm x 13.9 cm)


 O Scale BR5866
7 1/8" w x 8 25/32" d x 18 5/16" h
(18 cm x 22.3 cm x 46.5 cm)

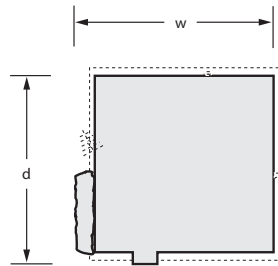


Rustic Cabin


 HO Scale BR5065
3 1/2" w x 3 1/8" d x 2 13/16" h
(8.89 cm x 7.93 cm x 7.14 cm)


 N Scale BR4955
1 13/16" w x 1 3/4" d x 1 1/2" h
(4.6 cm x 4.44 cm x 3.81 cm)


 O Scale BR5869
6 1/2" w x 5 3/8" d x 4 7/8" h
(16.5 cm x 14.2 cm x 12.3 cm)

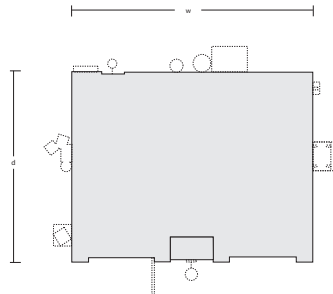


Records & Recruiting

 HO Scale BR5067
4 19/32" w x 3 5/8" d x 4 1/2" h
(11.6 cm x 9.2 cm x 11.4 cm)


 N Scale BR4957
2 1/2" w x 2" d x 2 1/2" h
(6.35 cm x 5.08 cm x 6.35 cm)


 O Scale BR5871
8 1/8" w x 6 11/16" d x 8 1/8" h
(20.6 cm x 16.9 cm x 20.6 cm)




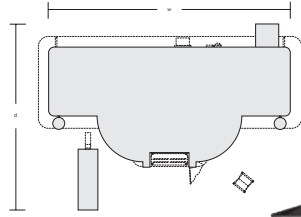
Details, decals and colors may vary from photo.

Miss Molly's Diner


 HO Scale BR5066
5 1/16" w x 4" d x 2 7/8" h
(12.8 cm x 10.1 cm x 7.3 cm)


 N Scale BR4956
2 3/4" w x 2 7/16" d x 1 1/2" h
(6.98 cm x 6.19 cm x 3.81 cm)


 O Scale BR5870
9 3/16" w x 7 1/4" d x 5 1/8" h
(23.3 cm x 18.4 cm x 13 cm)

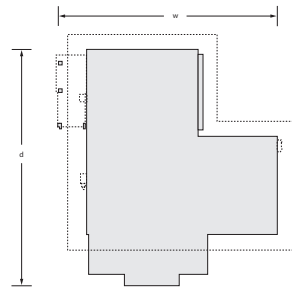


Carver's Butcher Shoppe


 HO Scale BR5068
4 1/8" w x 4 3/8" d x 2 3/4" h
(10.4 cm x 11.1 cm x 6.98 cm)


 N Scale BR4958
2 1/4" w x 2 3/8" d x 1 1/2" h
(5.71 cm x 6.03 cm x 3.81 cm)


 O Scale BR5872
7 1/2" w x 8 1/16" d x 5 1/8" h
(19 cm x 20.4 cm x 13 cm)

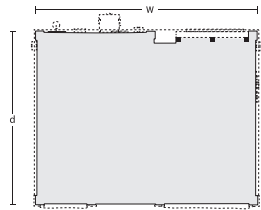


Smith Brothers TV & Appliances


 HO Scale BR5069
5 1/4" w x 4 1/8" d x 2 1/2" h
(13.3 cm x 10.4 cm x 6.35 cm)


 N Scale BR4959
3 5/16" w x 2 5/8" d x 1 9/16" h
(8.41 cm x 6.66 cm x 3.96 cm)


 O Scale BR5873
9 9/16" w x 7 7/16" d x 4 1/2" h
(24.2 cm x 18.8 cm x 11.4 cm)

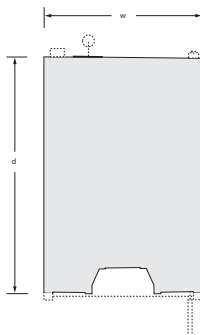


Toy & Hobby Junction

 HO Scale BR5070
2 3/4" w x 4 1/16" d x 4 1/2" h
(6.98 cm x 10.3 cm x 11.4 cm)

 N Scale BR4960
1 1/2" w x 2 1/4" d x 2 1/2" h
(3.81 cm x 5.71 cm x 6.35 cm)

 O Scale BR5874
4 15/16" w x 7 3/8" d x 8" h
(12.5 cm x 18.7 cm x 20.3 cm)



Buildings

Decals and colors may vary from photo. Some figures and vehicles not included.

Design Preservation Models® (DPM) is a line of N, HO and O scale building kits and modular pieces for modelers who want to assemble realistic structures. These high quality, architecturally accurate models have been specifically researched and developed for the model railroading industry and represent the 19th and 20th centuries. DPM kits and modular pieces are easy to assemble and allow modelers total creative freedom to paint, weather and detail as they wish. Several types of DPM structures are available.

ONLINE VIDEOS

Gold Kits Themed building packages that include complete buildings, decals, signs and an abundance of details.


Building Kits Includes the walls, roof and window materials needed to build a complete structure. Select Building Kits feature the new positive-interlocking, prefinished edges along with details, decals and/or window treatments.

Modular System Unlimited building options with interchangeable wall sections that make it easy to design and build a structure of any size, shape and height.

Designer Bulk Packs Each features a unique architectural style with plans included for three specific buildings.

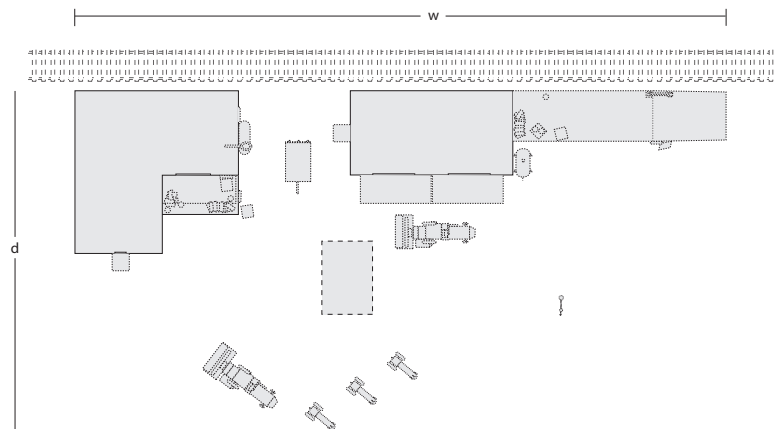
DPM Gold Kits

It's all about the details! DPM Gold Kit buildings create complete layout scenes. Each kit contains fully illustrated instructions, easy-to-assemble buildings made of injection molded styrene plastic, an abundance of details made of lead-free metal castings, Dry Transfer Decals, signs and/or window treatments.



Olsen Feeds & Larsen's Implement

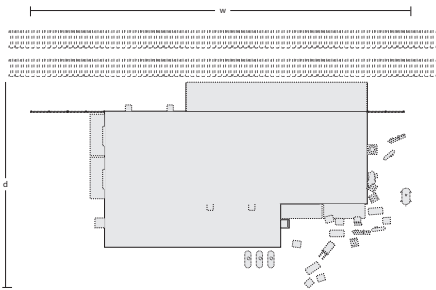
N Scale #66100
 14 1/2" w x 7 9/16" d x 1 7/8" h
 (36.8 cm x 19.2 cm x 4.76 cm)



Decals and colors may vary from photo. Some figures and vehicles not included.

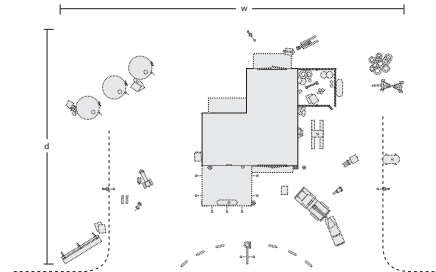
Woods Furniture Co.

N Scale #66000
 14 3/16" w x 8" d x 5 7/8" h
 (36 cm x 20.3 cm x 14.9 cm)



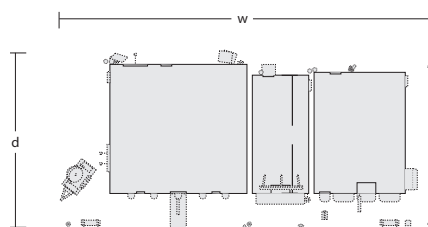
Jerry Riggs Quick Service

N Scale #66200
 13" w x 8 7/8" d x 2 1/4" h
 (33 cm x 22.5 cm x 5.71 cm)



Night Life

N Scale #66300
 8 11/16" w x 4 1/16" d x 2 7/8" h
 (22 cm x 10.3 cm x 7.3 cm)

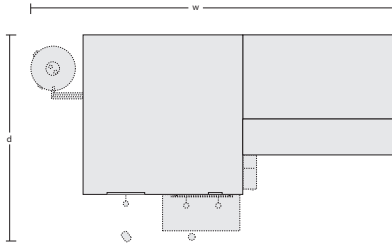


Buildings

Decals and colors may vary from photo. Some figures and vehicles not included.

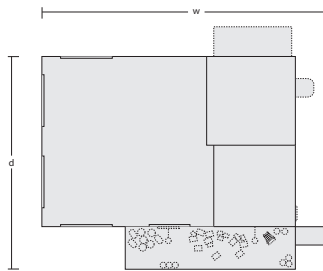
Drywell Inks

HO Scale #40100
 11 5/16" w x 5 13/16" d x 5 1/8" h
 (28.7 cm x 14.7 cm x 13 cm)



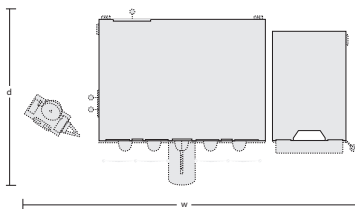
Whitewater Brewing

HO Scale #40200
 9 9/16" w x 7 3/16" d x 10" h
 (24.2 cm x 18.2 cm x 25.4 cm)



Entertainment District

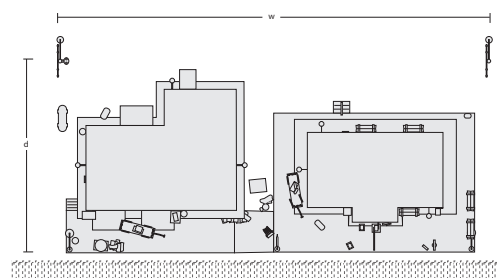
HO Scale #40300
 12 7/16" w x 6 9/16" d x 4 5/8" h
 (31.5 cm x 16.6 cm x 11.7 cm)





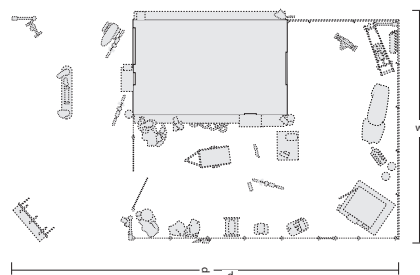
Coal River Passenger & Freight Depot

HO Scale #40500
16 9/16" w x 7 7/16" d x 3 3/4" h
(42 cm x 18.8 cm x 9.52 cm)



Harlee & Sons Cycle Shop

HO Scale #40600
7 1/8" w x 12 1/2" d x 2 5/8" h
(18 cm x 31.7 cm x 6.66 cm)



Buildings

Figures, vehicles, window shades, signs, decals, landscape and/or accessories not included.

DPM Building Kits

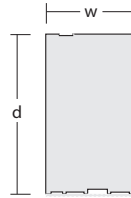
These kits offer a wide selection of easy-to-assemble buildings, finely detailed with authentic architectural components. Choose from a variety of building types, such as downtown storefronts, manufacturing plants, hotels, department stores and others. Kits include roof material, clear window material and illustrated instructions with painting and weathering tips. Walls are made of injection molded styrene plastic. Assemble with model glue or solvent-based plastic cement.

Decals not included. See pages 166-171 for decal options.



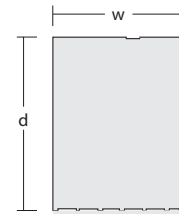
Bruce's Bakery

N Scale #50100
 1 5/8" w x 3" d x 3" h
 (4.12 cm x 7.62 cm x 7.62 cm)



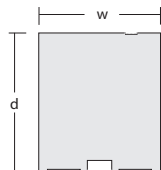
Hayes Hardware

N Scale #50200
 2 7/16" w x 3 1/4" d x 2 1/4" h
 (6.19 cm x 8.25 cm x 5.71 cm)



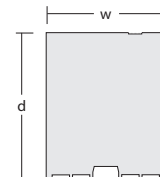
Otto's Parts

N Scale #50300
 2 5/8" w x 3" d x 2 1/2" h
 (6.66 cm x 7.62 cm x 6.35 cm)



Char's Soda Shoppe

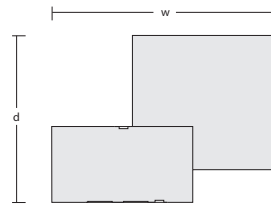
N Scale #50400
 2 9/16" w x 3 1/8" d x 2 1/2" h
 (6.5 cm x 7.93 cm x 6.35 cm)





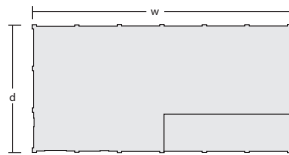
Goodnight Mattress Co.

N Scale #50500
 $6 \frac{3}{16}'' w \times 4 \frac{21}{32}'' d \times 3 \frac{3}{4}'' h$
 (15.7 cm x 11.8 cm x 9.52 cm)



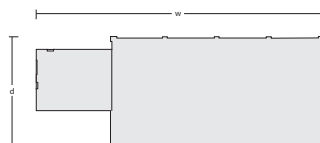
Gripp's Luggage Mfg.

N Scale #50600
 $7 \frac{5}{8}'' w \times 3 \frac{3}{4}'' d \times 2 \frac{1}{2}'' h$
 (19.3 cm x 9.52 cm x 6.35 cm)



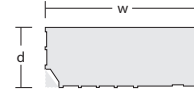
Trackside Transfer

N Scale #51000
 $11 \frac{7}{16}'' w \times 4 \frac{5}{16}'' d \times 2 \frac{1}{4}'' h$
 (29 cm x 10.9 cm x 5.71 cm)



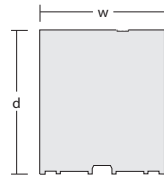
Corner Apothecary

N Scale #50700
 $3 \frac{3}{8}'' w \times 1 \frac{3}{8}'' d \times 3'' h$
 (8.57 cm x 3.49 cm x 7.62 cm)



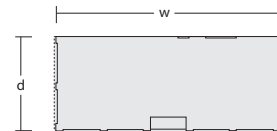
Crestone Credit Union

N Scale #50800
 $2 \frac{13}{16}'' w \times 3 \frac{1}{4}'' d \times 2 \frac{1}{2}'' h$
 (7.14 cm x 8.25 cm x 6.35 cm)



Hilltowne Hotel

N Scale #50900
 $5 \frac{1}{16}'' w \times 2 \frac{1}{8}'' d \times 4 \frac{5}{8}'' h$
 (12.8 cm x 5.39 cm x 11.7 cm)



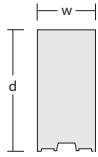
Buildings

Figures, vehicles, window shades, signs, decals, landscape and/or accessories not included.



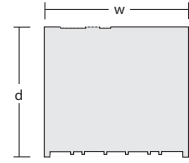
Cricket's Saloon

N Scale #51100
 1 5/16" w x 2 3/4" d x 2 1/4" h
 (3.33 cm x 6.98 cm x 5.71 cm)



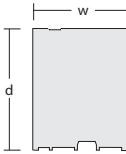
Erik's Emporium

N Scale #51400
 3 1/4" w x 2 15/16" d x 2 5/8" h
 (8.25 cm x 7.46 cm x 6.66 cm)



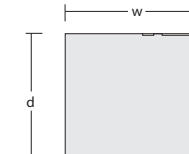
Roadkill Café

N Scale #51200
 2 1/8" w x 2 3/4" d x 2 5/8" h
 (5.39 cm x 6.98 cm x 6.66 cm)



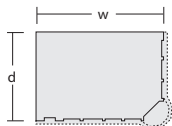
Reed Books

N Scale #51500
 3 3/16" w x 2 15/16" d x 2 3/4" h
 (8.09 cm x 7.46 cm x 6.98 cm)



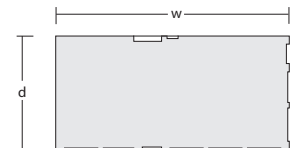
Corner Turret Building

N Scale #51300
 2 7/8" w x 2" d x 3" h
 (7.3 cm x 5.08 cm x 7.62 cm)



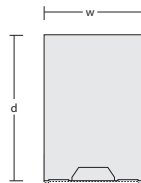
Wilhelmi's Mercantile

N Scale #51600
 5 1/4" w x 2 9/16" d x 3 3/4" h
 (13.3 cm x 6.5 cm x 9.52 cm)

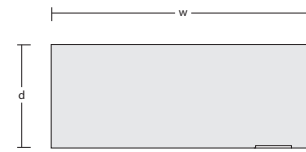




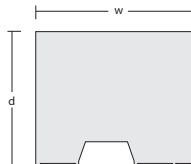
Kelly's Saloon
HO Scale #10100
2 3/4" w x 4 1/16" d x 4 7/8" h
(6.98 cm x 10.3 cm x 12.3 cm)



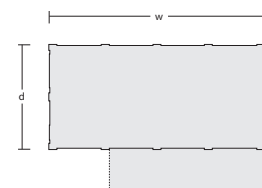
Cutting's Scissor Co.
HO Scale #10300
7 1/8" w x 2 7/8" d x 4 5/8" h
(18 cm x 7.3 cm x 11.7 cm)



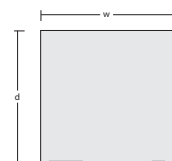
Robert's Dry Goods
HO Scale #10200
4 7/16" w x 3 11/16" d x 4 1/8" h
(11.2 cm x 9.36 cm x 10.4 cm)



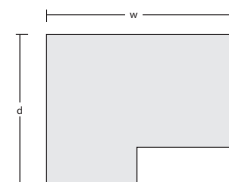
Laube's Linen Mill
HO Scale #10600
6 11/16" w x 3 1/4" d x 4 1/4" h
(16.9 cm x 8.25 cm x 10.7 cm)



B. Moore Catalog/Showroom
HO Scale #10400
4 3/4" w x 4 3/4" d x 5" h
(12 cm x 12 cm x 12.7 cm)



Freight Depot
HO Scale #10700
5 13/16" w x 4 5/8" d x 4 1/4" h
(14.7 cm x 11.7 cm x 10.7 cm)



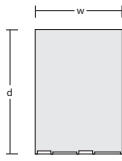
Buildings

Figures, vehicles, window shades, signs, decals, landscape and/or accessories not included.



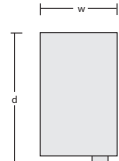
Skip's Chicken and Ribs

HO Scale #10500
 2 3/4" w x 3 15/16" d x 4 3/8" h
 (6.98 cm x 10 cm x 11.1 cm)



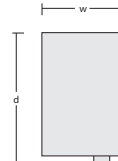
Townhouse #1

HO Scale #10900
 2 7/16" w x 4 1/8" d x 4 3/4" h
 (6.19 cm x 10.4 cm x 12 cm)



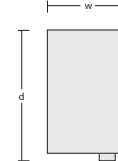
Townhouse #2

HO Scale #11000
 2 7/16" w x 4 1/8" d x 4 13/16" h
 (6.19 cm x 10.4 cm x 12.2 cm)



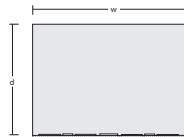
Townhouse #3

HO Scale #11100
 2 7/16" w x 4 1/8" d x 4 5/8" h
 (6.19 cm x 10.4 cm x 11.7 cm)



Goodfellows Hall

HO Scale #10800
 6 3/16" w x 4 1/2" d x 4 5/8" h
 (15.7 cm x 11.4 cm x 11.7 cm)



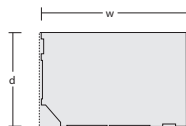
Three Townhouse Flats (Fronts Only)

HO Scale #11400
 2 7/16" w x 5 1/16" d x 4 3/4" h each
 (6.19 cm x 0.79 cm x 12 cm each)



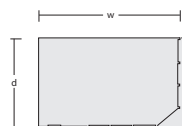
Carol's Corner Café

HO Scale #11300
 4 1/4" w x 2 3/4" d x 4 1/8" h (10.7 cm x 6.98 cm x 10.4 cm)



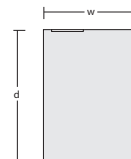
The Other Corner Café

HO Scale #11500
 4 3/4" w x 3" d x 4 1/2" h (12 cm x 7.62 cm x 11.4 cm)



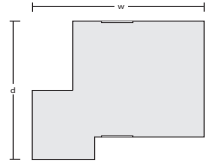
1st National Bank

HO Scale #11800
 3" w x 4 3/8" d x 5 1/2" h
 (7.62 cm x 11.1 cm x 13.9 cm)

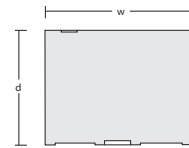




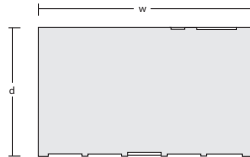
City Cab Co.
HO Scale #11200
6 3/32" w x 5 3/4" d x 3 1/2" h
(15.4 cm x 14.6 cm x 8.89 cm)



Carr's Parts
HO Scale #11600
4 5/8" w x 3 5/8" d x 4 1/2" h
(11.7 cm x 9.2 cm x 11.4 cm)



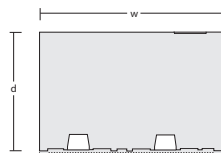
JC Nickels
HO Scale #11700
6 3/4" w x 4 1/16" d x 4" h
(17.1 cm x 10.3 cm x 10.1 cm)



M.T. Arms Hotel
HO Scale #11900
7 15/16" w x 2 3/4" d x 6" h
(20.1 cm x 6.98 cm x 15.2 cm)



Front Street Building
HO Scale #12000
5 3/4" w x 3 3/4" d x 4" h
(14.6 cm x 9.52 cm x 10.1 cm)



Seymour Block
HO Scale #12100
6 15/16" w x 2 7/8" d x 4" h
(17.6 cm x 7.3 cm x 10.1 cm)



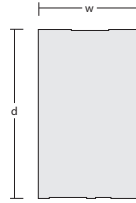
Buildings

Figures, vehicles, window shades, signs, decals, landscape and/or accessories not included.



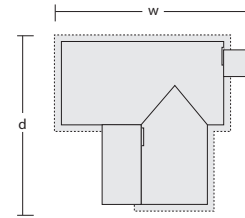
Schultz's Garage

HO Scale #20100
 2 7/8" w x 4 13/16" d x 2 3/4" h
 (7.3 cm x 12.2 cm x 6.98 cm)




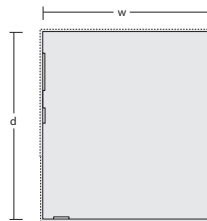
Victorian Cottage

HO Scale #20500
 3 3/4" w x 3 7/16" d x 2 7/8" h
 (9.52 cm x 8.73 cm x 7.3 cm)



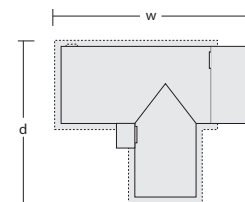
C. Smith Packing House

HO Scale #20300
 4 7/8" w x 5 7/16" d x 3 3/4" h
 (12.3 cm x 13.8 cm x 9.52 cm)



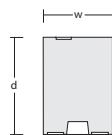
Humble Home

HO Scale #20600
 4 1/8" w x 3 7/16" d x 2 3/4" h
 (10.4 cm x 8.73 cm x 6.98 cm)



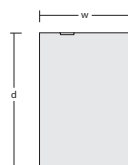
Pam's Pet Shop

HO Scale #20200
 2" w x 2 13/16" d x 4 1/8" h
 (5.08 cm x 7.14 cm x 10.4 cm)



Walker Building

HO Scale #20400
 3 1/16" w x 4 3/8" d x 6" h
 (7.77 cm x 11.1 cm x 15.2 cm)



Decals and colors may vary from photo.

Buildings

BUILDINGS - DPM LANDMARK STRUCTURES
HO Scale DPM Select Building Kits

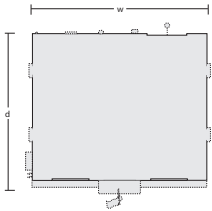
DPM Select Building Kits

DPM Select Building Kits are unique works of art infused with period-authentic, detailed realism. The injection molded styrene plastic building pieces feature state-of-the-art, positive-interlocking, prefinished edges for a quicker, more accurate assembly. Based on building style, kits include Dry Transfer Decals, signs and and/or window treatments. Assemble using model glue or solvent-based plastic cement.




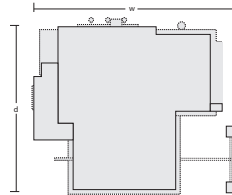
Fire Station N° 3

HO Scale #12400
6 21/32" w x 5 7/8" d x 8 3/4" h
(16.9 cm x 14.9 cm x 22.2 cm)



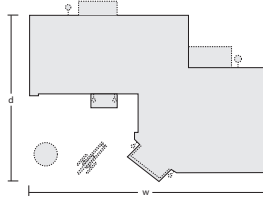
Live Wire Manufacturing

HO Scale #12600
8 7/16" w x 6 27/32" d x 8 1/2" h
(21.4 cm x 17.3 cm x 21.5 cm)



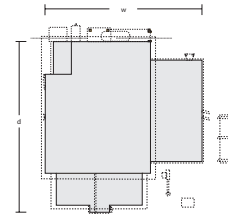
County Courthouse

HO Scale #12500
8 3/8" w x 5 15/16" d x 4 3/8" h
(21.2 cm x 15 cm x 11.1 cm)



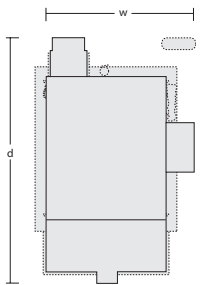
Woody's Country Mart

HO Scale #12900
7 1/8" w x 6 13/16" d x 3 1/8" h
(18 cm x 17.3 cm x 7.93 cm)



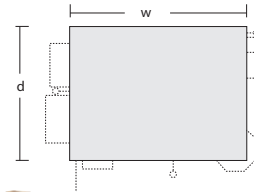
Our House

HO Scale #12700
4 1/4" w x 7 1/8" d x 5 1/2" h
(10.7 cm x 18 cm x 13.9 cm)



Corner Department Store

HO Scale #12800
5 1/8" w x 3 7/8" d x 6 15/16" h
(13 cm x 9.84 cm x 17.6 cm)



Buildings

Figures, vehicles, window shades, signs, decals, landscape and/or accessories not included.



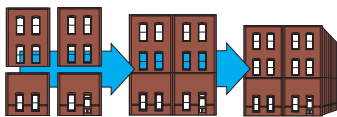
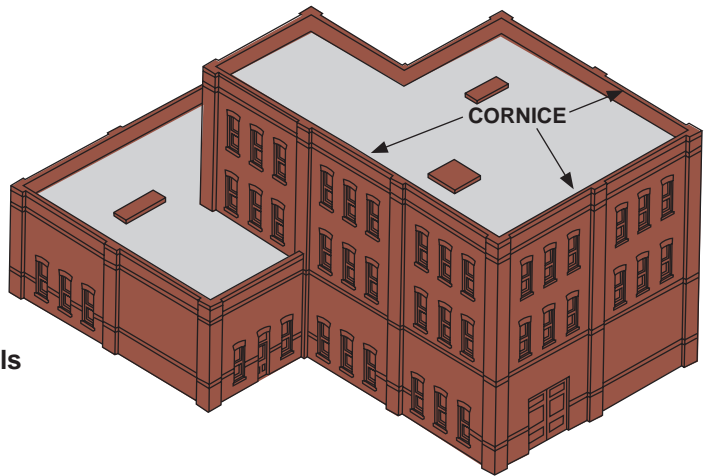
DPM Modular System

Unlimited building options. Interchangeable, injection molded styrene plastic wall sections make it easy to design and construct buildings of any size, shape or height.

Build as many stories as you need:

- **One-story building** – use street or dock level wall sections and cornice
- **Two-story building** – use street or dock level wall sections, top with one-story wall sections and cornice
- **Three-story building** – use street or dock level wall sections, top with two-story wall sections and cornice
- **More stories** – add additional wall sections to create as many stories as desired

Easy To Assemble



**Wall Sections Make Walls
Walls Make Buildings**

Packages include pilasters, doors, windows and clear window material where needed. All sections are the same color. Assemble with model glue or solvent-based plastic cement.

Planning Packets

Preplan buildings with three-dimensional paper mock-ups. The Planning Packet contains full-sized drawings of wall sections. To use, make photocopies of drawings, cut out wall section pieces and arrange into paper walls. Tape walls on cardboard. Cut out cardboard and tape walls together. Modify mock-up until satisfied, then purchase the required wall sections to construct your building.

The Planning Packet is available for purchase or as a Free Download at woodlandscenics.com.

N Scale Planning Packet 60191

HO Scale Planning Packet 30191

O Scale Planning Packet 90191




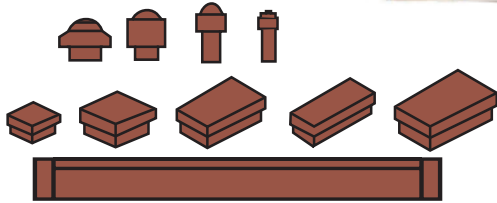
Roof and Trim Kit 30190

Add detail and realism to any building. Kit includes two sheets of styrene plastic roof material 6" x 8 1/2" (15.2 cm x 21.5 cm) ea, two styrene plastic inside corner strips, brick parapet wall trim and an assortment of plastic vents and hatches.

Assorted Roof Vents (8 total)

Assorted Hatches (5 total)

Parapet Wall Trim (9 pcs - 5 1/2"/13.9 cm ea)



HO Scale Modular Learning Kit 36000

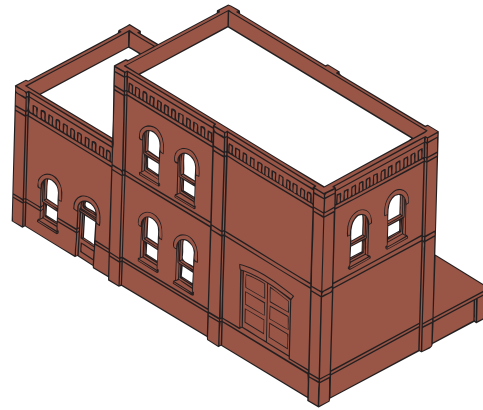
Learn the skills needed to build any DPM modular building. This fun and easy Learning Kit includes the planning packet, complete instructions and everything necessary to construct a finely detailed building. Use completed building in a variety of ways on your HO layout. Dry Transfer Decals, roof and clear window materials included.

5 3/4" w x 3" d x 3" h (14.6 cm x 7.62 cm x 7.62 cm)

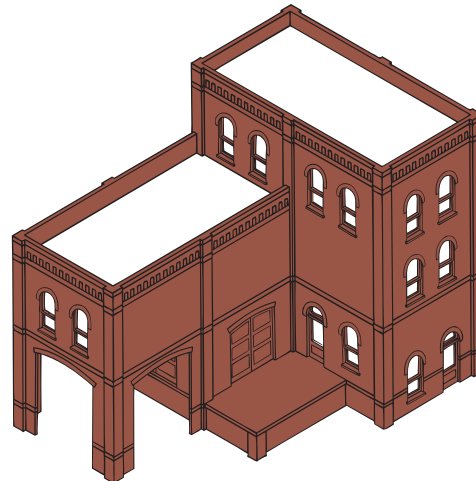


HO Scale Modular Option Packs

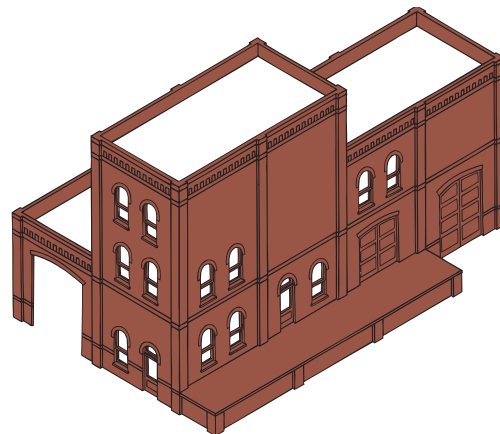
Each pack contains a variety of wall section quantities, styles and suggested building options. Add to these kits from your dealer's stock of Modular System parts to build an even larger structure!



3-in-1 Modular Kit 35100 113 pc
approx. 8 1/2" w x 6" d x 5" h (21.5 cm x 15.2 cm x 12.7 cm)



4-in-1 Modular Kit 35200 152 pc
approx. 7 1/2" w x 8 1/2" d x 7" h (19 cm x 21.5 cm x 17.7 cm)



4-in-1 Modular Kit 35300 178 pc
approx. 11 1/2" w x 8 1/2" d x 7" h (29.2 cm x 21.5 cm x 17.7 cm)

Buildings



Modular System

O Scale Modular Pieces

Street/Dock Level Wall Section

4 1/8" w x 3 1/16" h (10.4 cm x 7.77 cm) (2 per pkg)



Arched Entry
90101



Rectangular Entry
90104



Freight Door
90107

One-Story Wall Sections

4 1/8" w x 3 1/16" h (10.4 cm x 7.77 cm) (2 per pkg)



Arched Window
90102



Blank Wall
90103



Rectangular Window
90105



Double Rectangular Window
90106

Dock Level Wall Sections

4 1/8" w x 1 1/4" h (10.4 cm x 3.17 cm) (4 per pkg)



Dock Riser Wall
90108

Cornice

4 1/8" w x 1/2" h (10.4 cm x 1.27 cm) (8 per pkg)



Cornice
90109

N Scale Modular Pieces

One-Story Wall Sections

3 3/8" w x 15/16" h (8.57 cm x 2.38 cm) (3 per pkg)



Blank Wall
60111



Window
60112

Street Level Wall Sections

3 3/8" w x 1 13/32" h (8.57 cm x 3.57 cm) (3 per pkg)



Window
60103



Freight Door
60106

Street/Dock Level Wall Sections

3 3/8" w x 1 13/32" h (8.57 cm x 3.57 cm) (3 per pkg)



Blank Wall
60101



Entry Door
60104

Two-Story Wall Sections

3 3/8" w x 1 15/16" h (8.57 cm x 4.92 cm) (3 per pkg)



Blank Wall
60121



12 Windows
60122



6 Windows
60123

Dock Level Wall Sections

3 3/8" w x 1 13/32" h (8.57 cm x 3.57 cm) (3 per pkg)



Window
60102



Freight Door
60105



Riser Wall
60131 3 3/8" w x 3/8" h (8.57 cm x 9.52 mm) (6 per pkg)

Cornice

3 3/8" w x 1/4" h (8.57 cm x 6.35 mm) (9 per pkg)



Cornice
60132

HO Scale Modular Pieces

Street Level Wall Sections

2 11/16" w x 2 11/16" h (6.82 cm x 6.82 cm) (4 per pkg)



Arched Entry
30101



Rectangular Entry
30131



Rectangular Window
30134



Victorian Entry
30141



Victorian Window
30142



20th Century Entry
30161



20th Century Window
30162



Steel Sash Entry
30171



Freight Door
30102



Overhead Door
30132



Open Arch
30107



Blank Wall
30104

Dock Level Wall Section

2 11/16" w x 2 11/16" h (6.82 cm x 6.82 cm) (4 per pkg)



Arched Entry
30105



Arched Window
30103



Rectangular Entry
30136



Rectangular Window
30133



Victorian Window
30143



20th Century Window
30163



Steel Sash Entry
30172



Steel Sash Window
30173




Freight Door
30106



Overhead Door
30135



Blank Wall
30104



Dock Riser Wall
30115

2 3/4" w x 9/16" h
(6.98 cm x 1.42 cm)
(8 per pkg)

One-Story Wall Sections

2 11/16" w x 1 7/8" h (6.82 cm x 4.76 cm) (4 per pkg)



Arched Window
30112



Rectangular Window
30130



Victorian Window
30147



20th Century Window
30167



Steel Sash Window
30175



Blank Wall
30113

Two-Story Wall Sections

2 11/16" w x 3 11/16" h (6.82 cm x 9.36 cm) (4 per pkg)



Arched 4 Window
30108



Arched 2 Window (High) 30109



Arched 2 Window (Low) 30110



Rectangular 4 Window
30138



Rectangular 2 Window (High) 30139



Rectangular 2 Window (Low) 30137



Victorian Window
30144



20th Century Window
30164



Steel Sash Window
30174



Blank Wall
30111

Powerhouse

2 11/16" w x 7 3/8" h
(6.82 cm x 18.7 cm)
(2 sets per pkg)



Powerhouse Window
30118

Cornice

2 11/16" w x 3/8" h (6.82 cm x 9.52 mm)
(8 per pkg)



Cornice Fancy
30114



Cornice Plain
30117

Buildings

Figures, vehicles, window shades, signs, decals, landscape and/or accessories not included.

Each Designer Bulk Pack features a different architectural style with plans to build three specific structures. Pack includes everything needed to build one of the three designs. Includes injection molded plastic styrene modular parts, roof material, clear window material, complete instructions, plus painting and weathering tips. You can expand any of the three building designs by adding additional wall sections (HO Scale Modular Pieces on page 153), or use the Packs as an economical way to purchase modular parts for your own designs. You'll save money by purchasing the packs rather than buying the same wall sections separately. Assemble using model glue or solvent-based plastic cement.



Build paper mock-ups with the Planning Packet included in the Designer Bulk Packs and design the exact structure you want. By combining different modular elements of the Designer Bulk Packs and the more than 40 available interchangeable wall sections, you can build any size or shape structure. The possibilities are virtually limitless.

Arched Window Industrial Building #36100 (HO)

Designed for urban factory, warehouse or institutional usage, the Arched Window Industrial Buildings feature classic architectural lines that fit well with any skyline.



11 5/16" w x 8 9/16" d x 6 3/4" h
(28.7 cm x 21.7 cm x 17.1 cm)

14 1/16" w x 5 13/16" d x 6 3/4" h
(35.7 cm x 14.7 cm x 17.1 cm)

11 5/16" w x 8 9/16" d x 6 3/4" h
(28.7 cm x 21.7 cm x 17.1 cm)

Victorian Style Storefront Building #36300 (HO)

Victorian Style Storefront Buildings characterize the ornate style of the 19th century. Retail stores commonly occupy the street level, while the upper floors function as offices, showrooms and department stores.



8 9/16" w x 8 9/16" d x 8 5/8" h
(21.7 cm x 21.7 cm x 21.9 cm)

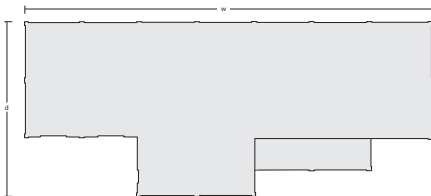
11 5/16" w x 5 13/16" d x 8 5/8" h
(28.7 cm x 14.7 cm x 21.9 cm)

11 5/16" w x 5 13/16" d x 6 3/4" h
(28.7 cm x 14.7 cm x 17.1 cm)

Construct these three Modular Building Kits into highly detailed industrial buildings as illustrated, or customize by expanding their design with additional DPM modular parts. Easy to build, these kits include injection molded styrene plastic modular parts, roof material, clear window materials and complete instructions. Assemble with model glue or solvent-based plastic cement.

Fedups Freight Co.

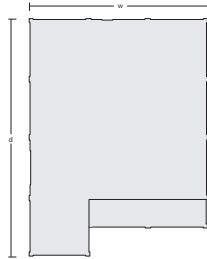
HO Scale #35400
19 1/2" w x 8 3/8" d x 6 3/4" h
(49.5 cm x 21.2 cm x 17.1 cm)





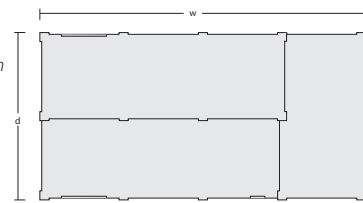
Tera Surplus Window Warehouse

HO Scale #35500
 8 3/8" w x 11 1/4" d x 12 1/2" h
 (21.2 cm x 28.5 cm x 31.7 cm)



Powerhouse

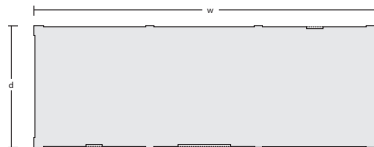
HO Scale #35600
 11 5/16" w x 5 13/16" d x 10 1/2" h
 (28.7 cm x 14.7 cm x 26.6 cm)



Add authenticity and realism to your layout with these highly detailed, easy-to-assemble O scale building kits. Modular parts are made of injection molded styrene plastic and kits include roof, clear window material and complete instructions. Assemble with model glue or solvent-based plastic cement.


Heier Kite Co.

O Scale #95100
 12 7/8" w x 4 5/8" d x 6 1/2" h
 (32.7 cm x 11.7 cm x 16.5 cm)



Konrad Paint Co.

O Scale #95200
 12 7/8" w x 8 3/4" d x 6 1/2" h
 (32.7 cm x 22.2 cm x 16.5 cm)



Buildings



Building Sets

Building sets offer great value, providing everything needed to construct buildings for a town, city or industrial scene. Each building set contains a collection of kits to build architecturally accurate DPM Landmark Structures. Sets include highly detailed, lead-free metal accessories and Dry Transfer Decals. These buildings are easy to assemble and customize with paint, weathering or additional details.

Town & Factory Building Set™ S1485




- Complements Scenic Ridge Layout Kit or adapts to any N scale layout
- Includes 13 architecturally realistic Landmark Structures Building Kits
- More than 100 building details
- More than 60 colorful Dry Transfer Decals
- Instructions and sample street plan included



City & Industry Building Set™ S1486



- Complements Grand Valley layout or adapts to any HO scale layout
- Includes 15 architecturally realistic Landmark Structures Building Kits
- More than 200 detailed accessories
- 130 Dry Transfer Decals
- Instructions and sample street plan included



River Pass™ Building Kits S1487



- Complements River Pass layout or adapts to any HO scale layout
- Includes 15 architecturally realistic Landmark Structures Building Kits
- More than 200 detailed accessories
- More than 100 colorful Dry Transfer Decals
- 20 signs and posters
- Instructions and sample street plan included



Buildings

Scenic Details®

Scenic Details kits are finely crafted and economical HO scale reproductions. Use the highly detailed, lead-free metal castings everywhere on your layout. Attach to layout with Scenic Accents Glue or Scenic Glue. Some kits include Dry Transfer Decals. Painting with Mini-Scene Paint Set (M125), page 159, is recommended.

Clean metal castings and assemble pieces according to easy-to-follow diagrams and instructions. We recommend using super glue or a two-part epoxy.



Smokehouse D213 (10 pc)
2 1/2" diameter x 1 3/8" tall (6.35 cm x 3.49 cm)



3 Outhouses and Man D214 (11 pc)
2 1/2" diameter x 1 3/8" tall (6.35 cm x 3.49 cm)



Chicken Coop D215 (19 pc)
2 1/2" diameter x 1" tall (6.35 cm x 2.54 cm)



Tool Shed D216 (10 pc)
2 1/2" diameter x 2 1/2" tall (6.35 cm x 6.35 cm)



Ice House D219 (10 pc)
2 3/8" long x 2 1/2" tall (6.03 cm x 6.35 cm)



Daniels Outfitters D220 (10 pc)
2 1/4" long x 2 5/8" tall (5.71 cm x 6.66 cm)



Pharmacy D221 (17 pc)
3 1/4" long x 3 3/4" tall (8.25 cm x 9.52 cm)



Gazebo D236 (6 pc)
1 1/4" w x 1 13/16" d x 2 1/4" h (3.17 x 4.6 x 5.71 cm)



Gas Station D223 (17 pc)
4" diameter x 2 7/8" tall (10.1 cm x 7.3 cm)



Doctor's Office & Shoe Repair D224 (16 pc)
3" long x 2 1/8" tall (7.62 cm x 5.39 cm)



Ticket Office D222 (9 pc)
2 1/4" long x 2 1/2" tall (5.71 cm x 6.35 cm)



Rocky's Tavern D238 (15 pc)
3 1/8" long x 2 1/4" tall (7.93 cm x 5.71 cm)



Flag Depot D239 (17 pc)
4 1/4" long x 2" tall (10.7 cm x 5.08 cm)



Tucker Bros. Machine Shop D240 (17 pc)
3 3/8" long x 2 3/8" tall (8.57 cm x 6.03 cm)

Scene measurements are approximate.

Scene Kits

HO Scale Mini-Scene Kits
SCENE KITS

Mini-Scene® Kits

Delightful HO scale Mini-Scenes add humor and realism to any layout, or they stand alone and tell their story! Kits include lead-free metal castings and landscape materials. Assemble and finish with Pewter Patina Finish (M126), or Mini-Scene Paint Set (M125), below. We recommend using super glue or a two-part epoxy for assembly. All scenes designed to fit in Glass Display Dome and Base (M127), below.



Abandoned Log Cabin
M101 (10 pc)



Moonshine Still
M102 (13 pc)



The Windmill
M103 (13 pc)



The Hunter
M104 (25 pc)



The Sign Painter
M105 (14 pc)



The Tack Shed
M106 (10 pc)



Tommy's Treehouse
M107 (13 pc)



Outhouse Mischief
M108 (12 pc)



Ernie's Fruit Stand
M109 (14 pc)



Saturday Night Bath
M110 (18 pc)



Floyd's Barber Shop
M111 (21 pc)



Tractor Pit Stop
M112 (21 pc)

Mini-Scene Paint Set M125

- Use to paint metal details
- Includes 12 assorted colors: red, yellow, blue, black, gray, white, cream, tan, rust, yellow ocher, brown, dark brown
- Non-toxic, non-flammable and water-soluble. Use with Trackside Scenes, Complete Scenes and Scenic Details.

0.135 fl oz (3.99 mL) ea



Pewter Patina Finish M126

- Creates a quality pewter finish
- Easily applied by brushing on and wiping off high spots
- Finish is non-toxic, non-flammable and water-soluble

0.625 fl oz (18.4 mL)



Glass Display Dome and Base M127

- For the ultimate display and protection
- 3" diameter x 4 3/4" high (7.62 cm x 12 cm) glass display dome
- Plastic base is 1/2" (1.27 cm) high



Layout Kits


Mod-U-Rail® System

Use the Mod-U-Rail System to design, build and landscape a layout customized to your specific space requirements. It is the easy, lightweight and durable alternative to traditional benchwork and includes the landscape scenery materials.

ONLINE
VIDEOS

Mod-U-Rail is for scales from Z through O.

- No complicated calculations
- No expensive power tools
- No mess
- Save over purchasing items separately

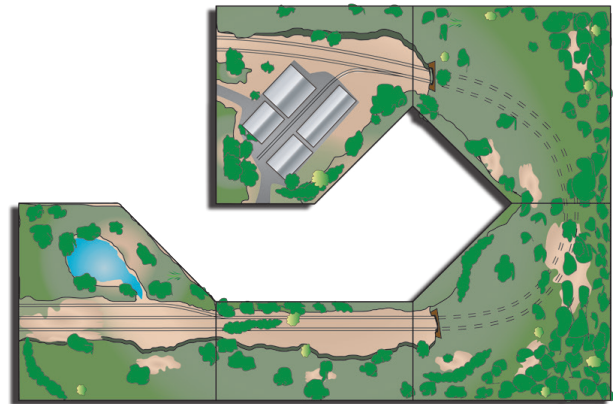


Design—Design your layout with an endless number of configurations, possibilities, track patterns and techniques.

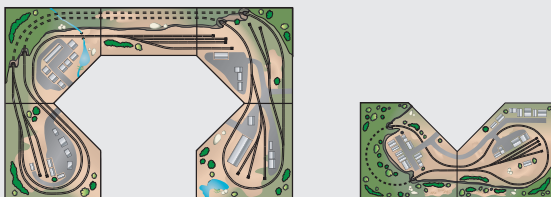
Build—Simply construct modules for the layout base with the SubTerrain Lightweight Layout System components. Bolt modules together in the customized, prearranged plan you designed.

Landscape—Each module kit includes Woodland Scenics realistic and high quality scenery materials. Bring your layout to life with a variety of pigments, Turfs, Foliages, Talus, Ballast, rocks and more!

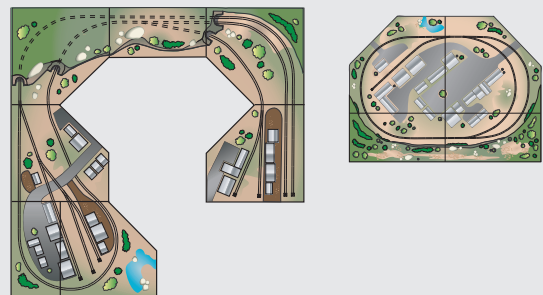
FREE Module Kit—Purchase any five Straight and/or Corner Module Kits to receive a Free Straight Module Kit (ST4801).



N Scale track plans included in Straight Module Kit




HO Scale track plans included in Corner Module Kit



Straight Module Kit ST4801

Kit includes the materials needed to build and landscape a module 18" (45.7 cm) deep x 36" (91.4 cm) long. Assemble and bolt together end-to-end or side-to-side with the included connector plates and hardware. Save over purchasing items separately.

18" x 36" (45.7 cm x 91.4 cm) module



Track not included.

Corner Module Kit ST4802

Kit includes the materials needed to build and landscape a module 36" (91.4 cm) deep x 36" (91.4 cm) long. Assemble and bolt together end-to-end or side-to-side with the included connector plates and hardware. Save over purchasing items separately.

36" x 36" (91.4 cm x 91.4 cm) Build as corner or square module



Track not included.

Mod-U-Rail Kit Stands

Premeasured, precut and predrilled, these wood stands form fit your layout modules. They are lightweight, durable, sturdy and easy to assemble. All the necessary hardware is included. Each stand is 35 1/2" tall with adjustable feet to simplify leveling. Assemble stands in any configuration to match your custom layout design, and paint if desired.



Straight Module Kit Stand ST4790

18" x 36" x 35 1/2" - 22 lbs (9.97 kg)
(45.7 cm x 91.4 cm x 90.1 cm)




Corner Module Kit Stand ST4791

36" x 36" x 35 1/2" - 27 lbs (12.2 kg)
(91.4 cm x 91.4 cm x 90.1 cm)



Square Module Kit Stand ST4792

36" x 36" x 35 1/2" - 26 lbs (11.7 kg)
(91.4 cm x 91.4 cm x 90.1 cm)



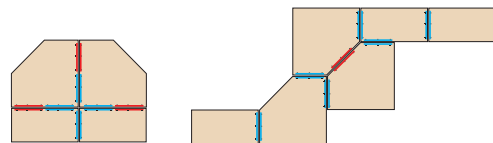
Connector Plate Set ST4780

- Developed to accommodate any Mod-U-Rail layout possibility or expansion
- Bolt individual modules end-to-end and/or side-to-side

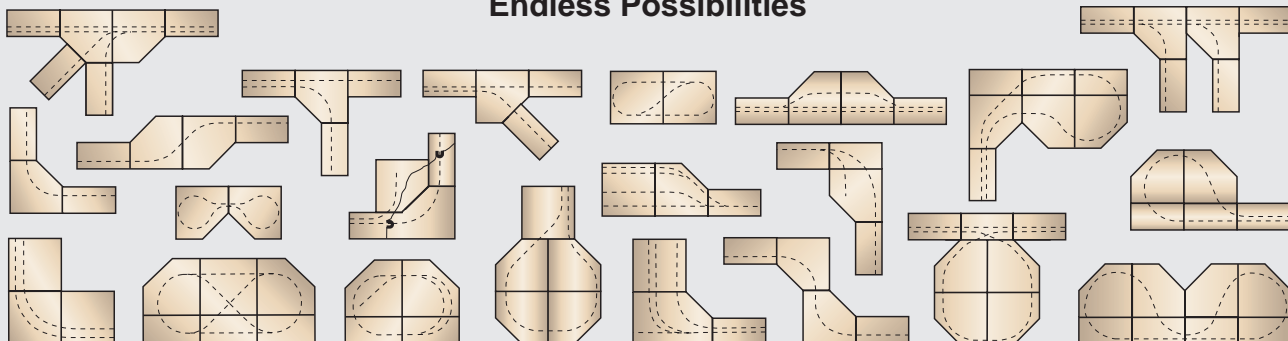
4/pkg



- Each module kit includes two connector plates with hardware for bolting end-to-end.
- The Connector Plate Set gives you additional connectors for unlimited possibilities in your layout design.



Endless Possibilities



Layout Kits

Scenic Ridge® Kits

Build a complete N scale layout with three easy-to-assemble kits designed to work together or separately. Kits include detailed plans and instructions. Use Scenic Ridge as a complete layout, expand or attach to an existing layout.



N Scale
3' x 6' (91.4 cm x 182 cm)

Scenic Ridge Layout Kit ST1482

- Includes the SubTerrain, Terrain and Landscape materials needed to build a 3' x 6' (91.4 cm x 182 cm) layout
- Risers and Inclines/Declines elevate track and roadways
- Profile Boards form perimeter
- Build terrain contours with paper wads
- Cover with Plaster Cloth to form a hard shell
- Install rocks and Tunnel Portals
- Add roads and landscape with a variety of scenery materials
- Paint layout profile and add finishing details
- Track plan preprinted on base

Train and vehicles not included. Track and buildings sold separately.

Town & Factory Building Set™ S1485

- Includes 13 architecturally realistic Landmark Structures Building Kits
- More than 100 building details
- More than 60 colorful Dry Transfer Decals
- Instructions and sample street plan included
- Complements Scenic Ridge Layout Kit or use with any N scale layout




Scenic Ridge Atlas Track Pack ST1182

- Includes the Atlas® N Code 80 track needed to complete the Scenic Ridge layout track plan
- Track plan and assembly instructions are included
- For modelers of all skill levels
- Realistic prototypical brown ties and nickel silver rail snap-track
- Reliable and easy to use
- Wiring and controls not included


Atlas® is a registered trademark of Atlas Model Railroad Company




Creating a Layout Kit



- 1 Install Risers and Inclines/Declines on track plan that is preprinted on the base.



- 2 Cut profile contours with the Hot Wire Foam Cutter or Foam Knife.



- 3 Use paper wads to form terrain contours.

Grand Valley™ Kits

Build a complete HO scale layout with two easy-to-assemble kits designed to work together or separately. Kits include detailed plans and instructions. Use Grand Valley as a complete layout, expand or attach to an existing layout.



HO Scale
4' x 8' (121 cm x 243 cm)


Grand Valley Layout Kit ST1483

- Includes the SubTerrain, Terrain and Landscape materials needed to build a 4' x 8' (121 cm x 243 cm) layout
- Risers and Inclines/Declines elevate track and roadways
- Profile Boards form perimeter
- Build terrain contours with paper wads
- Cover with Plaster Cloth to form a hard shell
- Install rocks and Tunnel Portals
- Add roads and landscape with a variety of scenery materials
- Paint layout profile and add finishing details
- Track plan preprinted on base


Train and vehicles not included. Track and buildings sold separately.



4 Cover with wet Plaster Cloth to form a hard shell.




5 Install and color rocks and Tunnel Portals, paint terrain base and add roads using the Road System.



6 Landscape with turf, ground cover and trees. Paint the layout profile, then add finishing details if desired.

City & Industry Building Set™ S1486


- Complements Grand Valley Layout Kit or any HO scale layout
- Includes 15 architecturally realistic Landmark Structures Building Kits
- More than 200 detailed accessories and 130 colorful Dry Transfer Decals
- Instructions and sample street plan included



Grand Valley™ Atlas Track Pack ST1183

- Contains enough Atlas HO Code 83 (brown ties - nickel silver rail) track to complete the 4' x 8' Grand Valley layout track plan.
- For modelers of all skill levels, the prototypical fine brown ties and nickel silver rail looks realistic, is reliable and easy to use.
- Wiring and controls not included. Made by one of the leading manufacturers of model railroad track.

Atlas® is a registered trademark of Atlas Model Railroad Company



Layout Kits

River Pass™ Kits

Build a complete 4' x 8' (121 cm x 243 cm) HO layout with three easy-to-assemble kits, designed to work together or use separately. Each kit includes detailed plans and instructions. Once River Pass is complete, the modeler will have developed the expertise to keep building easily! Use River Pass as a complete layout, expand or attach to an existing layout.



HO Scale

4' x 8' (121 cm x 243 cm)


River Pass Layout Kit ST1484

- Includes materials needed to build lightweight SubTerrain base
- Profile Boards form perimeter
- Foam Sheets create flat, elevated areas for towns and buildings
- Track plan preprinted on base
- Risers and Inclines/Declines elevate track and roadways
- Build hills and mountains with paper wads - cover with Plaster Cloth
- Make and install Rocks and add Tunnel Portals
- Landscape sold separately. Use River Pass Scenery Kit or choose from a wide variety of scenery materials.



Build a Complete Layout

1 Layout Base



River Pass Scenery Kit S1488

- Includes materials needed to cover a 4' x 8' (121 cm x 243 cm) layout
- Detailed instructions for River Pass Layout included and is a luxury scenery upgrade to the Mountain Valley Scenery Kit
- Adaptable to Z through O scales
- More than 40 products include materials to cast rocks, color your terrain, add roads and paves areas, landscape, make trees, model water features and add other scenic details

Includes a Patented Product.



2 Layout Base and Scenery

Track sold separately.



River Pass Building Kits S1487

- Complements River Pass layout or adapts to any HO scale layout
- Includes 15 architecturally realistic Landmark Structures Building Kits
- More than 200 detailed accessories
- More than 100 colorful Dry Transfer Decals
- 20 signs and posters
- Instructions and sample street plan included



3 Layout Base, Scenery and Buildings

Train and vehicles not included. Track and scenery sold separately.





Give your layout, diorama or miniature scene authenticity with dry transfer graphics, numbers, letters and stripes. Intricate detailing with Dry Transfer Decals is quicker, less complicated and more realistic than with wet process decals. Model Graphics are Dry Transfer Decals that contain 340 different alphabets, number sets and line assortments to satisfy the lettering and striping needs of every hobby craftsman.



Decals and Graphics

**Trademark of Jos. Schlitz Brewing Co. Colors may vary from actual product.



Dry Transfer Decal

Dry Transfer Decals are genuine artwork representing a wide variety of shapes, sizes and colors. They are the quick and easy way to add graphics to your hobby projects! Depending on the specific application, decals are suitable for O, HO and N scales. The wide range of full color designs adds detail and realism to buildings, fences, signs and boxcars.



Dry Transfer Burnisher DT600

- Use to transfer decals from the carrier sheet to any surface
- Made of a smooth-gliding plastic
- Has two points: a fine point for small Dry Transfers and a wide blade with a chisel for burnishing larger areas and working Dry Transfer Decals into textures



Series One
D245



Tavern, Gas Station & Commercial Signs**
DT551



Assorted Business Signs
DT552




R.E.A., Depot & Advertising Signs
DT553

Advertising, Signs and Posters Dry Transfer Decals



Product & Advertising Signs
DT554




Road, Product & Burma-Shave Signs
DT555




Assorted Logos & Advertising Signs
DT556



Data/Warning Labels & Commercial Signs
DT557



Assorted Products & Business Signs
DT559



Crate Labels & Warning Signs**
DT560



1960's Signs & Posters
DT561

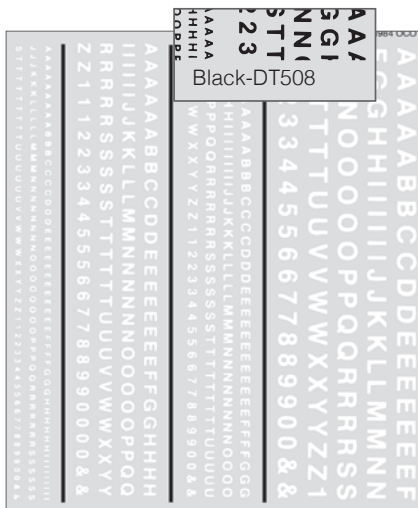


1950's Signs & Posters
DT562




1940's Signs & Posters
DT563


Numbers, Letters and Stripes Dry Transfer Decals



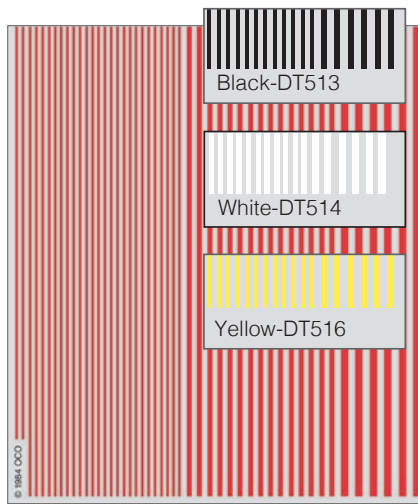
R.R. Gothic-White
DT507 1/16 in, 3/32 in, 1/8 in, 3/16 in
(1.58 mm, 2.38 mm, 3.17 mm, 4.76 mm)




R.R. Roman Numbers-White
DT510 1/16 in, 3/32 in, 1/8 in, 3/16 in
(1.58 mm, 2.38 mm, 3.17 mm, 4.76 mm)




R.R. Gothic Numbers-White
DT512 1/16 in, 3/32 in, 1/8 in, 3/16 in
(1.58 mm, 2.38 mm, 3.17 mm, 4.76 mm)



Stripes - Red
DT515 1/64 in, 1/32 in, 1/16 in
(0.39 mm, 0.79 mm, 1.58 mm)



DT501 1/8 in, 3/16 in
(3.17 mm, 4.76 mm)




DT502 3/32 in, 1/8 in, 3/16 in, 1/4 in
(2.38 mm, 3.17 mm, 4.76 mm, 6.35 mm)



DT503 3/16 in, 5/16 in
(4.7 mm, 7.9 mm)



DT504 1/16 in, 3/32 in, 1/8 in, 3/16 in
(1.58 mm, 2.38 mm, 3.17 mm, 4.76 mm)



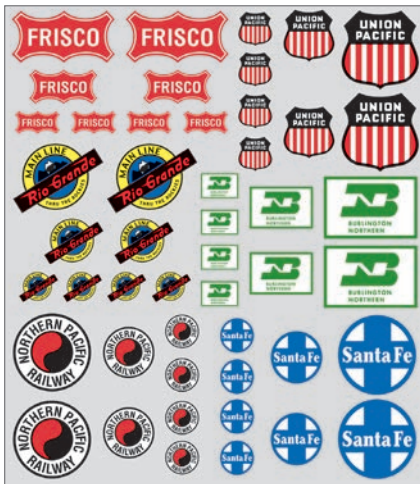
DT506 1/16 in, 3/32 in, 1/8 in, 3/16 in
(1.58 mm, 2.38 mm, 3.17 mm, 4.76 mm)

* Products bearing Union Pacific, Southern Pacific and Rio Grande marks are made under trademark license from Union Pacific Railroad Company. Colors may vary from actual product.

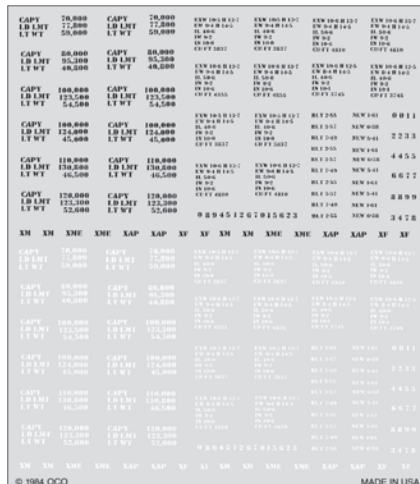
Decals and Graphics

DECALS AND GRAPHICS
Dry Transfer Decals


Railroad and Box Car Dry Transfer Decals




Railroad Heralds*
DT558



Box Car Data-Roman Black/White (HO Scale)
DT601



Box Car Data-Gothic Black/White (HO Scale)
DT602



Union Pacific Box Cars*
DT603



Santa Fe Box Cars - Passenger
DT604



Santa Fe Box Cars
DT605



BN and CB & Q Box Cars (HO Scale)
DT607



Frisco Box Cars (HO Scale)
DT608



Great Northern Box Cars (HO Scale)
DT610

Decals and Graphics

* Products bearing Union Pacific, Southern Pacific and Rio Grande marks are made under trademark license from Union Pacific Railroad Company. (**Trademark of Jos. Schlitz Brewing Co.) Colors may vary from actual product.



N Scale Dry Transfer Decals



**Product Logos
Mini-Series (N Scale)**
DT570



Railroad Signs* ()
Mini-Series (N Scale)**
DT571




**Business Signs
Mini-Series (N Scale)**
DT572



**Signs & Posters
Mini-Series (N Scale)**
DT573



**Service Station Signs
Mini-Series (N Scale)**
DT574



**Lettering, Black & White
Mini-Series (N Scale)**
DT575


Apply Dry Transfers



1 Position the Dry Transfer Decal and rub over the top with a burnisher or dull pencil.



2 Carefully remove the carrier sheet.



3 Place the backing paper over the Dry Transfer Decal and burnish again.



4 Dry Transfer Decals can be "weathered" with a light sanding or using other techniques.

Model Graphics® Dry Transfer Decals


Intricate detailing is quick, easy and realistic with Model Graphics Dry Transfer Decals. Place where desired and burnish. Model Graphics 64-sheet selection of Dry Transfer Decals contains 340 different alphabets, number sets and line assortments to satisfy the lettering and striping needs of every craftsman. Depending on the specific application, Model Graphics are suitable for O, HO and N scales.

Package contains one sheet. 5 3/4" x 8 1/4" (14.6 cm x 20.9 cm). Measurements shown in inches and millimeters.

M	V	H	Q	I	S
1/16	3/32	1/8	3/16	1/4	5/16
1.5	2.3	3.1	4.7	6.3	7.9

Roman, R.R.

MG701 (Black) MG702 (White)
 MG703 (Gold) MG704 (Red)
 MG705 (Yellow) MG706 (Silver)



3	6	9	2	4	8
1/16	3/32	1/8	3/16	1/4	5/16
1.5	2.3	3.1	4.7	6.3	7.9

Numbers Roman, R.R.

MG707 (Black) MG708 (White)
 MG709 (Gold) MG710 (Red)
 MG711 (Yellow) MG712 (Silver)

N	8	G	I
3/8		1/2	
9.5		12.7	

Roman, R.R.

MG713 (Black) MG714 (White)

E	A	I	Z	Q
1/16	3/32	1/8	3/16	1/4
1.5	2.3	3.1	4.7	6.3

Extended Roman, R.R.

MG715 (Black) MG716 (White)
 MG717 (Gold)

R	V	N	S	X	R
1/16	3/32	1/8	3/16	1/4	5/16
1.5	2.3	3.1	4.7	6.3	7.9

Condensed Roman, R.R.

MG718 (Black) MG719 (White)

A	D	O	B	X	J
1/16	3/32	1/8	3/16	1/4	5/16
1.5	2.3	3.1	4.7	6.3	7.9

Gothic, R.R.

MG720 (Black) MG721 (White)
 MG722 (Gold) MG723 (Red)
 MG724 (Yellow) MG725 (Silver)

1	3	5	7	9	0
1/16	3/32	1/8	3/16	1/4	5/16
1.5	2.3	3.1	4.7	6.3	7.9

Numbers Gothic, R.R.

MG726 (Black) MG727 (White)
 MG728 (Gold) MG729 (Red)
 MG730 (Yellow) MG731 (Silver)

F	2	L	3
3/8		1/2	
9.5		12.7	

Gothic, R.R.

MG732 (Black) MG733 (White)

P	U	K	W	E
1/16	3/32	1/8	3/16	1/4
1.5	2.3	3.1	4.7	6.3

Extended Gothic, R.R.

MG734 (Black) MG735 (White)
 MG736 (Gold)

B	G	U	S	O	A
1/16	3/32	1/8	3/16	1/4	5/16
1.5	2.3	3.1	4.7	6.3	7.9

45° USA Gothic

MG739 (Black) MG740 (White)
 MG741 (Red) MG742 (Yellow)
 MG743 (Silver)

J	M	S	I	K	E
1/16	3/32	1/8	3/16	1/4	5/16
1.5	2.3	3.1	4.7	6.3	7.9

Condensed Gothic, R.R.

MG737 (Black) MG738 (White)

G	3	S	9
3/8		1/2	
9.5		12.7	

45° USA Gothic

MG744 (Black) MG745 (White)

0	9	7	5	2	8
1/16	3/32	1/8	3/16	1/4	5/16
1.5	2.3	3.1	4.7	6.3	7.9

Numbers 45° USA Gothic

MG746 (Black) MG747 (White)
 MG748 (Red) MG749 (Yellow)
 MG750 (Silver)

P	K	T	S	N	G
3/32	1/8	1/4	3/32	1/8	1/4
2.3	3.1	6.3	2.3	3.1	6.3

Stencil & Block Roman

MG751 (Black) MG752 (White)
 MG753 (Red) MG754 (Yellow)

K	9	P	7	8	1
3/16	5/16	3/16	5/16		
4.7	7.9	4.7	7.9		

Script & Old English

MG755 (Black) MG756 (White)
 MG757 (Gold) MG758 (Silver)

0.01	1/64	0.02	1/32	3/64
0.25	0.39	0.5	0.79	1.19

Stripes

MG759 (Black) MG760 (White)
 MG761 (Gold) MG762 (Red)
 MG763 (Yellow) MG764 (Silver)

Fasteners and Lubricants

Hob-Bits®

High-quality brass machine screws, nuts and washers. Machine screws come in four sizes and styles. They are the ideal precision fasteners for countless hobby projects. Hob-Bits tools include wrenches, taps and dies to accommodate four sizes.



Round Head Screws

5 per pkg

No.	Size	Length
H801	00-90	1/8"
H802	00-90	1/4"
H803	00-90	3/8"
H804	00-90	1/2"
H805	0-80	1/8"
H806	0-80	1/4"
H807	0-80	3/8"
H808	0-80	1/2"
H809	1-72	1/8"
H810	1-72	1/4"
H811	1-72	3/8"
H812	1-72	1/2"
H813	2-56	1/8"
H814	2-56	1/4"
H815	2-56	3/8"
H816	2-56	1/2"

Fillister Head Screws

5 per pkg

No.	Size	Length
H821	00-90	1/8"
H822	00-90	1/4"
H823	00-90	3/8"
H824	00-90	1/2"
H825	0-80	1/8"
H826	0-80	1/4"
H827	0-80	3/8"
H828	0-80	1/2"
H829	1-72	1/8"
H830	1-72	1/4"
H831	1-72	3/8"
H832	1-72	1/2"
H833	2-56	1/8"
H834	2-56	1/4"
H835	2-56	3/8"
H836	2-56	1/2"

Flat Head Screws

5 per pkg

No.	Size	Length
H841	00-90	1/8"
H842	00-90	1/4"
H843	00-90	3/8"
H844	00-90	1/2"
H845	0-80	1/8"
H846	0-80	1/4"
H847	0-80	3/8"
H848	0-80	1/2"
H849	1-72	1/8"
H850	1-72	1/4"
H851	1-72	3/8"
H852	1-72	1/2"
H853	2-56	1/8"
H854	2-56	1/4"
H855	2-56	3/8"
H856	2-56	1/2"

Hex Head Screws

5 per pkg

No.	Size	Length
H861	00-90	1/8"
H862	00-90	1/4"
H863	00-90	3/8"
H864	00-90	1/2"
H865	0-80	1/8"
H866	0-80	1/4"
H867	0-80	3/8"
H868	0-80	1/2"
H869	1-72	1/8"
H870	1-72	1/4"
H871	1-72	3/8"
H872	1-72	1/2"
H873	2-56	1/8"
H874	2-56	1/4"
H875	2-56	3/8"
H876	2-56	1/2"

Dies

1 per pkg

No.	Size
H878	0-80
H879	1-72
H880	2-56

Hex Nuts

5 per pkg

No.	Size
H881	00-90
H882	0-80
H883	1-72
H884	2-56

Wrenches

1 per pkg

No.	Size
H885	00-90
H886	0-80
H887	1-72
H888	2-56

Washers

5 per pkg

No.	Size
H891	00-90
H892	0-80
H893	1-72
H894	2-56

Taps


1 per pkg

No.	Size
H895	00-90
H896	0-80
H897	1-72
H898	2-56

Hob-E-Lube® Premium Oils

These oils are plastic and paint compatible. They include a metal cap and 2 1/4" (5.71 cm) stainless steel needle applicator for hard-to-reach areas.

0.5 fl oz (14.7 mL)



Ultra-Lite Oil HL661

Contains proven anti-wear additives. Use on HO and smaller scales of model trains, precision instruments or where a light oil is needed.

Lite Oil HL662

Multi-viscosity additives for trouble-free operation, even at extreme temperatures. Great for home and workshop applications.

Medium Oil HL663


Prevents metal contact and surface scuffing. Specially formulated for use on R/C cars, airplanes, boats and HO scale and larger model trains.

Gear Lube HL664

A true gear lubricant, where tough, lasting gear oil is needed.

Hob-E-Lube® Lubricants

Use these lubricants on model trains and R/C cars, planes and boats.



Dry Graphite HL651

With Molybdenum. Dry Graphite will not collect dust, has good adherence properties and clings to sliding surfaces. Ideal for metal, wood, plastic and rubber. 6.5 g (0.22 oz)

Dry White Lube HL652

This non-staining lubricant will not conduct electricity or collect dust. Contains PTFE lubricant. Use on metal, wood, plastic and rubber. 3.5 g (0.12 oz)

Ultra-Lite Oil HL653

A light viscosity oil for small, precision parts. Penetrates and lubricates close-tolerance areas. Includes extension tip for hard-to-reach areas. 0.5 fl oz (14.7 mL)

Lite Oil HL654

Multi-viscosity oil with an additive that reduces its tendency to thin out at high temperatures. Good general-purpose hobby lubricant for most light to medium load-bearing applications. Includes extension tip for hard-to-reach areas. 0.5 fl oz (14.7 mL)

Gear Lube HL655

A tough, long-lasting, heavy-duty hobby lubricant with tack additive for anti-drip adherence. Stays put where applied. Use on small gears and linkages with high friction points. Includes extension tip for hard-to-reach areas. 0.5 fl oz (14.7 mL)

Moly Grease HL656

Made with Molybdenum. Covers the entire surface and maintains viscosity at high temperatures. High load-bearing grease that stays put, providing maximum no-drop lubrication and corrosion protection with minimum washout under exposed conditions. Waterproof. 9.35 g (0.32 oz)

White Grease HL657

White grease is a clean, non-staining and heavy load bearing grease with the super-slippery properties of PTFE lubricant. It is waterproof and protects against corrosion. 9.35 g (0.32 oz)

7-Pak Workbench Assortment HL650

This super-saver value includes all seven lubricants and instructions that match lubricants to specific applications.

PINECAR®

PineCar Racers are small models built to specific dimensions and raced by gravity down an inclined track. Build the fastest racer with PineCar's selection of car bodies, weights, speed accessories, tools and customizing details.



ALMS Prototypes, IMG_7929-1 by SPYDERMAN360 / cc-by-2.0 / cropped

There's nothing like the rev of an engine to get your adrenaline pumping and imagination running. PineCar gives Scouts and car enthusiasts of all ages the opportunity to work with their hands and design a custom car.

The image above was a source of inspiration when building race car #33, shown to the right on page 175. We researched first, mapping out everything from the shape of the car to the wheels, body details and accessories. Following the steps for the Premium Kit, we shaped our car body and placed weights. Then we used finishing details from the kit to add paint and gloss to our racer.


Start with the basics and go as far as your imagination allows. With PineCar products, the options are endless!

ONLINE VIDEOS

Check out our How-to Videos online to see how our products make modeling and inspiration easy:

- Aerodynamic Pre-Cut Designs
- Performance & Conformity System
- PineCar Calculator App
- Customize Your Wheels and Tires
- Design Tips
- Installing Weights
- Design For Speed
- Race Guidelines and many more!

1. Research
and purchase your products



- How-To Book and Program Guide (pg. 176)

2. Shape Your Racer
using the Performance & Conformity System



- PineCar Pre-Cut Designs or Premium Racer Kits (pg. 177, 179)

- Sandpaper and Body Putty (pg. 197)

3. Assemble & Tune-Up
with Precision Tools



- Performance & Conformity System, Weights, Wheels and Graphite (pg. 192, 194-196)

- Paint System, Decals and Axle Slot Jig (pg. 180-189, 193)

PINECAR®



Learning Aids	176
Blocks	176-177
Block and Wedge	176
Pre-Cut Designs	177
Aerodynamic Pre-Cut Designs ..	177
Full Body Pre-Cut Designs	177
Racer Kits	178-179
PineCar Racer Basic Kit	178
PineCar Racer Wedge Kit	178
Speed Racer Kit	178
Designer Kits	178
Designer Kits with Wedge	178
Deluxe Car Kits	179
PineCar Racer Premium Kits ..	179
Paints	180
Decals	181-191
Body Skin Custom Transfers ..	181
Dry Transfer Decals	182-185
Stick-On Decals	186-187
Stick-On Details	187
Wheel Flare Rub-On Decals ..	188
Templates & Stick-On Decals ..	189
Cockpits & Drivers	189
Canopy & Cockpit Sets	189
Windshield Kit	189
Body Builder Kit	190
Featherweight Customizing Kit ..	190
Custom Parts	191
Speed Tools	192-195
Graphite	192
Dry White with Cling	192
Performance & Conformity Gauge	192
CoG System	192
Micro-Polishing System	193
Speed Kit	193
Wheel Alignment Tool	193
Axles & Polishing Kit	193
Diamond Finishing Kit	193
Wheel Turning Mandrel	193
Weights	194-195
Tools and Accessories ..	196-198
Organize Race	199-200
PineCar Race Package	199
Race Accessories	200
Certificates, Ribbons, Trophies ..	200
PineCar 6 Packs	200
SailBoat	201-202
SailBoat Racer Decals	201
SailBoat Racer Kit	202
Certificates, Ribbons, Trophies ..	202

Learning Aids

See The Video—Read The Books


Create your dream racer with easy-to-use products.



PineCar Calculator
Instantly find your car's center of gravity. Calculate the amount of weight you need on your front axle to place your center of gravity where you want it.


Building PineCar Racers P3941

DVD
Learn how to build a winning racer. This comprehensive video includes step-by-step instructions beginning with a wood block and advancing through the designing, cutting, shaping and finishing stages.
Approximately 45 minutes




How-To Book P383

Learn the principles of design for both speed and style. This 67-page booklet includes instructions for cutting out PineCar racers, painting and detailing tips and speed techniques.



Program Guide P450

Fully illustrated, 19-page booklet offers step-by-step instructions for selecting racer kits and planning, organizing and conducting a PineCar or SailBoat racing event.



PineCar Racers®

PineCar Racers are small models built to specific dimensions and raced by gravity down an inclined track. PineCar is a leading supplier of these small racers and all the accessories. Our selection of car bodies, weights, speed accessories, tools and body customizing details give racers a fair chance to compete and help them make the hottest looking car on the track. All PineCar products include easy, step-by-step instructions and you'll find helpful how-to videos at pinecar.com.

BSA®, Kub Kar™ and RA Racer® compliant when used with approved wheels and axles. Local race rules may vary.

Block P361

- Make your own unique racer body, or use as a replacement block
 - Also use to cut out fenders or other add-on parts
- 1 3/4" w x 7" l (4.44 cm x 17.7 cm)

ONLINE VIDEO



Wedge P360

- Make your own unique racer body, use as a replacement wedge or use as is
 - Also use to cut out fenders or other add-on parts
- 1 3/4" w x 7" l (4.44 cm x 17.7 cm)

ONLINE VIDEO



Pre-Cut Designs™

Rough-cut, unfinished shapes for those who want a great-looking racer, but may not have the necessary woodworking tools or skills. The designs come in eight basic shapes. Finish by simply sanding, painting and detailing.

1 3/4" w x 7" l (4.44 cm x 17.7 cm)

ONLINE VIDEO



Funnycar
P362



Grand Prix
P363



Roadster
P364



Deuce Coupe
P365



GT Sport
P366



Dragster
P367



GT Racer
P3965



Truckster 4x4
P3966

Aerodynamic Pre-Cut Designs™

Pre-Cut Designs are low-profile, aerodynamic blocks that are rough-cut and ready-to-finish. These Pre-Cuts have prepared cavities for round or flat weights and extra grooves for an optional extended wheelbase. Pre-Cuts are perfect for those who want an eye-catching racer but may not have the necessary woodworking tools or skills.

1 3/4" w x 7" l (4.44 cm x 17.7 cm)

ONLINE VIDEO



Hammerhead
P3967



Stealth
P3968



White Lightning
P3969



The Blur
P3970



Wafer
P3972



Full Body Pre-Cut Designs™

The rough-cut pine wood body with a hollowed-out core and balsa wood sides keep this full-body design lightweight. Six real car shapes available. Simply glue, shape, sand and paint.

Approx. 2 3/4" w x 6 1/2" l
(6.98 cm x 16.5 cm)



Tuner Car
P3962



Muscle Car
P3963



Italian Sport
P3964



Stock Car
P3971



4x4 Truck
P3973



American Classic P3974

Racer Kits

WARNING: Sharp Objects! Choking Hazard! Small parts. Not intended for children under 3 yrs. Adult supervision required.

Warning applies to all products on this page.

Kits

It all starts with the basic wood block or wedge. Both are cut from the best fine-grain, soft wood, so carving a racer design is easy. Choose a kit and add accessories and speed equipment to make a winning racer. All wedges, blocks and pre-cut options have predrilled axle grooves. Official BSA wheels and axles fit all PineCar Racers.

PineCar Racer Basic Kit P370

Includes a wood block, wheels and axles.

1 3/4" w x 7" l (4.44 cm x 17.7 cm)

Racer shown was made with PineCar Racer Basic Kit (P370) and Dry Transfer Decals Hot Rod (P314).



PineCar Racer Wedge Kit P369

Ready to go. No tools required. Just sand, paint and decorate. Includes a wedge, wheels and axles.

1 3/4" w x 7" l (4.44 cm x 17.7 cm)

Racer shown was made with Wedge Kit (P369) and Dry Transfer Decals Dragonfire (P308).



Speed Racer Kit P3935

Aerodynamics, weight distribution and air-flow help give this racer a winning edge. Kit includes axles, wheels, racer body, a lead-free cavity weight and top weight with screws.

1 3/4" w x 7" l (4.44 cm x 17.7 cm)

Sandpaper, lubricant and paint not included.



Designer Kits™

Each kit includes a different template to cut a three-dimensional shape, plus prefabricated fenders and Dry Transfer Decals. All kits include two lead-free incremental weights with screws and black accent material to add realistic windows.

Block, wheels, axles and paint not included



Screamin' Eagle P413



Starfire P414



Batcar P415



Thunderbolt P416

Designer Kits™ With Wedge

Use the template provided to add prefabricated canopies, spoilers and other three-dimensional designer body details to the pre-cut wedge. Kit also includes Dry Transfer Decals, black accent material, racing wheels, one piece axles, hubcaps and lead-free incremental weights with screws.

1 3/4" w x 7" l (4.44 cm x 17.7 cm)

Paint and glue not included



Black Widow P420




The Avenger P421

Warning applies to all products on this page.
WARNING: Sharp Objects! Choking Hazard! Small parts. Not intended for children under 3 yrs. Adult supervision required.

Racer Kits

Build PineCar Premium Racer



1 Sand racer body.



2 Glue on body details.



3 Paint.



4 Add decals and detail parts.



5 Apply gloss finish.



6 Attach wheels and weights.

Deluxe Car Kits

Each kit contains a different Pre-Cut Design body, Dry Transfer Decals, lead-free incremental weight with screws, wheels, axles and custom parts, such as headers, engines and pipes.

1 3/4" w x 7" l (4.44 cm x 17.7 cm)
 Lubricant, glue and paint not included



Turbo Funnycar
P371



Formula Grand Prix P372



Wildfire Roadster P373



Bandit Coupe
P374



GT Sport
P375



Slingshot Dragster P376

PineCar Racer Premium Kits

Great for any skill level and require only a few tools. Kits include one of six cool racing designs and everything needed to build and accessorize a winning racer. Includes Pre-Cut Design body, body details, wheels, axles, lead-free incremental weight with screws, sandpaper, sealer/paint, gloss finish, accent paints, paintbrushes and decals.

1 3/4" w x 7" l (4.44 cm x 17.7 cm)
 Lubricant and glue not included



Furious Racer
P3945



Baja Racer
P3946



Can Am Racer
P3947



Muscle Car
P3948



West Coast Growler P3949



Blue Venom
P3950

Paints

Decorative Details

Gear up for a cool look! PineCar Decorative Details ignite imaginations with winning creativity. Add character and action to a block or wedge with canopies, drivers and other car parts. High quality graphic decals or Body Skins transform a plain racer into a sharp looking racing machine, or paint your car for a sleek showroom sparkle.

Complete Paint Systems

Complete Paint Systems include everything you need to sand, paint and finish your racer with high gloss finish. Available in five hot racing colors. Ideal for finishing wood, plastic or metal parts. Kits include sealer/paint, gloss finish, two accent colors, one paintbrush, one foam brush and 3 grits of sandpaper (80, 120 and 220).

Sealer/Paint 0.94 fl oz (27.9 mL)
 Gloss Finish 0.94 fl oz (27.9 mL)
 Accent Paints 0.05 fl oz (1.47 mL) ea


ONLINE VIDEO




Cool Blue P3955
 Accent paint: Silver/Black



Stealth Black P3956
 Accent paint: Silver/White



Flamin' Red P3957
 Accent paint: Silver/Black



Gear Rippin' Green P3958
 Accent paint: Silver/Black



Cosmic Yellow P3959
 Accent paint: Silver/Black



Racer shown was made with Designer Kit with Wedge The Avenger (P421) and Complete Paint System Cool Blue (P3955).

Custom Finishing Kits

Use these kits to finish wood, plastic or metal parts. Each kit includes three grits of sandpaper (80, 120 and 220), a sanding block, sealer/paint, gloss finish and an applicator. Available in 11 racing colors.

Sealer/Paint 0.676 fl oz (19.9 mL)
 Gloss Finish 0.676 fl oz (19.9 mL)

ONLINE VIDEO



Formula White P401

Indy Blue P403

Flame Red P404

GT Gray P405

Voodoo Black P406

Competition Orange P407

Daytona Blue P408

Competition Red P409

Competition Purple P410

Baja Yellow P411

Racing Green P412

Colors may vary from actual product.

Decals

Body Skin Custom Transfers


Body Skin® Custom Transfers

Turn a plain racer into an awesome racing machine with a cool paint alternative. Wrap your winning racer with a Body Skin Custom Transfers design. Use as a complete wrap or to create accents and details. Product application is fast, easy and requires no artistic talent. Simply apply with a wet sponge. Black window material included.




ONLINE VIDEO


Sheet size: 9 1/8" x 5 5/8" (23.1 cm x 14.2 cm)



Lightning Strikes P3975



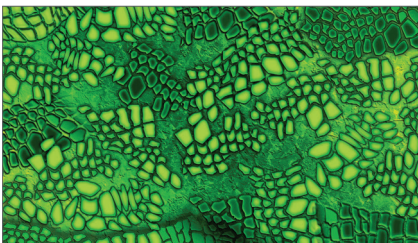
Smoke Screen P3976



Fire Starter P3977




Camouflage P3978



Gator P3979




Freedom Flag P3980




Illusion P3981



Safari P3982




Spider Web P3983



Tie Dye P3984



Pink Camo P3985



Psychedelic P3986

Attach Body Skins Custom Transfers



1 Use a wet sponge to adhere Body Skin.



2 Peel off backing sheet.



3 Use a wet sponge to smooth onto racer.



Racer shown was made with Aerodynamic Pre-Cut Design Stealth (P3968), driver's head and exhaust pipes from Custom Parts Formulator (P343) and Body Skin Custom Transfer Psychedelic (P3986).

DECALS

Decals

Colors may vary from actual product.

Dry Transfer Decals



Dry Transfer Decals

The fastest and easiest way to customize a racer. These decals are high quality graphics, numbers and letters. Transfer to any texture and around contours, by rubbing them on with a dull pencil or burnisher.

Sheet size: 4" x 5" (10.1 cm - 12.7 cm),
4" x 2 1/2" (10.1 cm - 6.35 cm)



ONLINE VIDEO




Racer shown was made with Pre-Cut Design Stealth (P3968) and Dry Transfer Decals Bad to the Bone (P4017).



Sponsors & Numbers P306
4" x 5" (10.1 cm - 12.7 cm)



Stripes & Flames P307
4" x 5" (10.1 cm - 12.7 cm)



Hot Rod P314
4" x 5" (10.1 cm - 12.7 cm)



Off Road P315
4" x 5" (10.1 cm - 12.7 cm)



Drag Racer P316
4" x 5" (10.1 cm - 12.7 cm)



Stockcar P317
4" x 5" (10.1 cm - 12.7 cm)

DECALS



Custom Designs P318
4" x 5" (10.1 cm - 12.7 cm)



Formula P319
4" x 5" (10.1 cm - 12.7 cm)



Bad to the Bone P4017
4" x 5" (10.1 cm - 12.7 cm)



Rock Star P4020
4" x 5" (10.1 cm - 12.7 cm)



Free Bird P4021
4" x 5" (10.1 cm - 12.7 cm)

Attach Dry Transfer Decals




1 Rub decal sheet with burnisher or dull pencil.



2 Remove backing sheet.



3 Reburnish if necessary.



Racer shown was made with Pre-Cut Design Funnycar (P362), Custom Parts Eliminator (P341) and Dry Transfer Decals Freedom Forever (P4019).

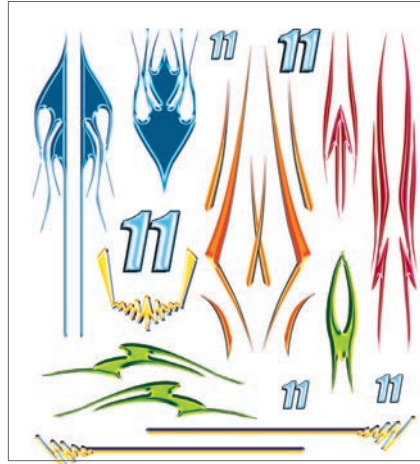
Decals

Colors may vary from actual product.

Dry Transfer Decals



Scorpio P4006
4" x 5" (10.1 cm - 12.7 cm)



Neon Stripes P4007
4" x 5" (10.1 cm - 12.7 cm)



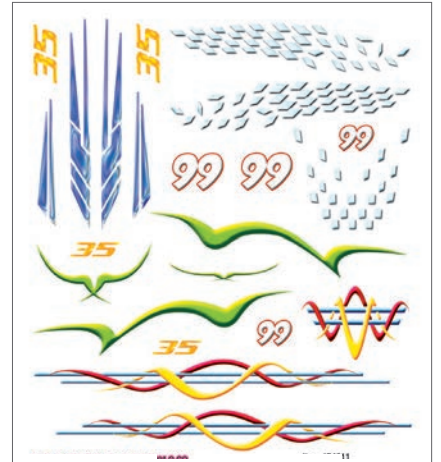
Blazin' Flames P4008
4" x 5" (10.1 cm - 12.7 cm)



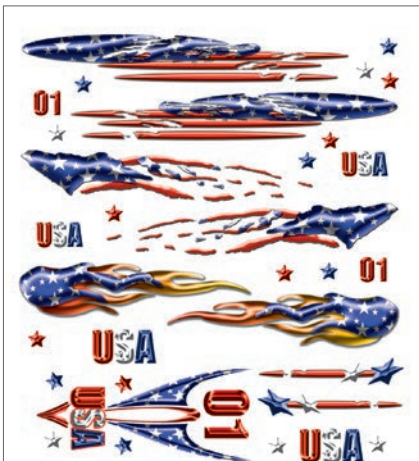
Drago P4009
4" x 5" (10.1 cm - 12.7 cm)



Cool Blaze P4010
4" x 5" (10.1 cm - 12.7 cm)



Speed Streaks P4011
4" x 5" (10.1 cm - 12.7 cm)



Freedom Runner P4012
4" x 5" (10.1 cm - 12.7 cm)




Flaming Dragon P4018
4" x 5" (10.1 cm - 12.7 cm)



Freedom Forever P4019
4" x 5" (10.1 cm - 12.7 cm)

DECALS



Dragonfire P308
4" x 2 1/2" (10.1 cm - 6.35 cm)



Cobra P309
4" x 2 1/2" (10.1 cm - 6.35 cm)



Magnum P310
4" x 2 1/2" (10.1 cm - 6.35 cm)



Stinger P311
4" x 2 1/2" (10.1 cm - 6.35 cm)




Spyder P312
4" x 2 1/2" (10.1 cm - 6.35 cm)



Turbo P313
4" x 2 1/2" (10.1 cm - 6.35 cm)



Racer Accessories P4013
4" x 2 1/2" (10.1 cm - 6.35 cm)



Racer Accents P4014
4" x 2 1/2" (10.1 cm - 6.35 cm)



Beveled Numbers P4015
4" x 2 1/2" (10.1 cm - 6.35 cm)



Yellow Numbers P4016
4" x 2 1/2" (10.1 cm - 6.35 cm)



Peace & Love P4022
4" x 2 1/2" (10.1 cm - 6.35 cm)



Rockin' Diva P4023
4" x 2 1/2" (10.1 cm - 6.35 cm)



Bold & Brave P4024
4" x 2 1/2" (10.1 cm - 6.35 cm)



Faith & Honor P4025
4" x 2 1/2" (10.1 cm - 6.35 cm)



True Love P4026
4" x 2 1/2" (10.1 cm - 6.35 cm)

Decals

Colors may vary from actual product.



Stick-On Decals

Cut out decals, peel off the backing sheet and stick them in place.

Sheet size

4" x 5" (10.1 cm - 12.7 cm)

4" x 2 1/2" (10.1 cm - 6.35 cm)

ONLINE VIDEO



Racer shown was made with Pre-Cut Design GT Sport (P366) and Stick-On Decals Silver Shark (P325).




Snake Eyes P324

4" x 2 1/2" (10.1 cm - 6.35 cm)




Raptor P320

4" x 5" (10.1 cm - 12.7 cm)



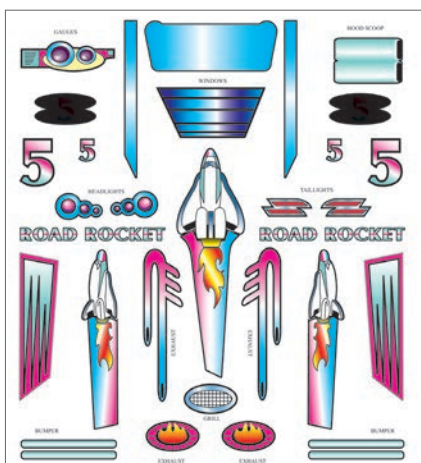
Heavy Metal P321

4" x 5" (10.1 cm - 12.7 cm)



Silver Shark P325

4" x 2 1/2" (10.1 cm - 6.35 cm)




Road Rocket P322

4" x 5" (10.1 cm - 12.7 cm)




Horsepower P323

4" x 5" (10.1 cm - 12.7 cm)




Lightning Rod P326

4" x 2 1/2" (10.1 cm - 6.35 cm)



Turbo Ram P327

4" x 2 1/2" (10.1 cm - 6.35 cm)




Born in the USA P462
4" x 5" (10.1 cm - 12.7 cm)



Stars & Stripes P463
4" x 5" (10.1 cm - 12.7 cm)




Magic Machine P464
4" x 5" (10.1 cm - 12.7 cm)



Captain Zoom P465
4" x 5" (10.1 cm - 12.7 cm)

Applying Stick-On Details



1 Draw your custom design on back of detail sheet.




2 Test fit design for placement, then stick on racer.


Stick-On Detail

Make headlights, body contours, numbers, letters, pinstripes and other decorations with adhesive-backed holographic sheets. Flashes of light and color are reflected as your racer sizzles down the track! Cut, peel and stick on your design. Great for running boards and carbon hoods.


ONLINE VIDEO



Metallic Mirage P3987



Black Carbon P3988



Racer shown was made with Pre-Cut Design Truckster 4x4 (P3966).



Racer shown was made with Pre-Cut Design GT Racer (P3965).

Details

Colors may vary from actual product.

Wheel Flare® Rub-On Decals

- Customize derby wheels and tires.
- Designed for left and right sides
 - Fun, quick and easy to use
 - Use a variety of combinations

Wheel Flares fit most derby wheels, including but not limited to PineCar, BSA®, Awana®, Kub Kar™, Royal Rangers®, Royal Ambassadors® and Boys Brigade™.

ONLINE VIDEO



Chrome
P4063



Green Snake
P4064



Fire Ball
P4065



Pride
P4066



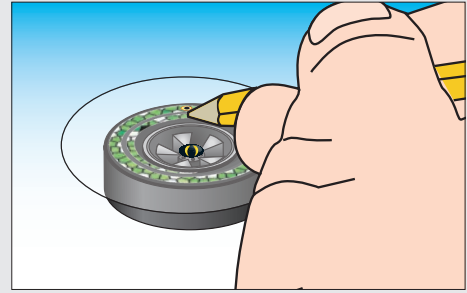
Cyclone
P4067



Juiced
P4068



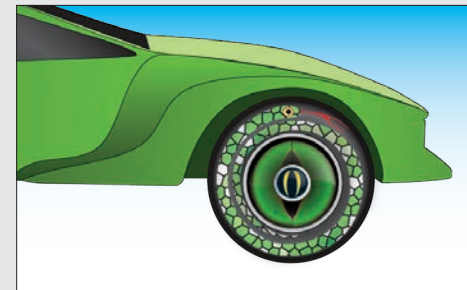
Apply Wheel Flare Rub-On Decals



1 Rub on Decal.



2 Choose Wheel Cover.



3 Attach wheel to car.



Racer shown was made with Grand Prix (P363) Pre-Cut Design, Gator (P3979) Body Skin Custom Transfer, Green Snake (P4064) Wheel Flare and Drag Star (P331) Custom Parts.

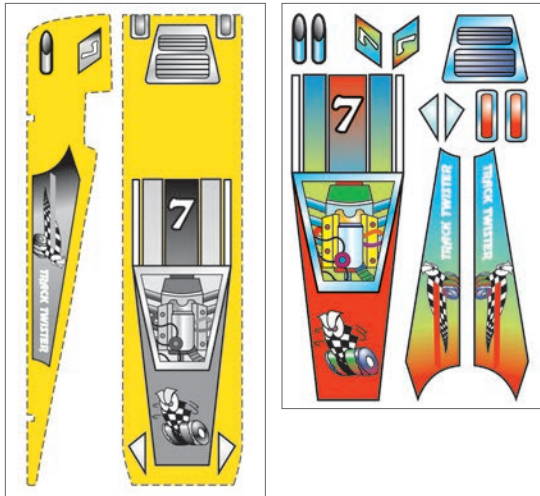
Colors may vary from actual product.

Details

Templates & Stick-On Decals

Take the guesswork out of building your winning racer. Each template provides an outline to trace and follow. Also includes a sheet of cool decals to customize your racer.

Car, wheels and paint not included.



Racer shown was made with PineCar Racer Basic Kit (P370).

Track Twister P475



Racer shown was made with PineCar Racer Basic Kit (P370).

Hot Wings P476

Cockpits & Drivers

Either of these designs add humor and character to your racer with unique detail and individuality. Paint parts and attach to racer.

WARNING: Choking Hazard! Small parts. Not intended for children under 3 yrs. Adult supervision required.



Baron Von Gofast P3921
Includes: 1 Driver/Cockpit and 1 Canopy



Mad Racer P3920
Includes: 1 Driver, 1 Cockpit, 1 Steering Wheel and 1 Shifter



Racer shown was made with PineCar Racer Wedge Kit (P369).




Racer shown was made with PineCar Racer Wedge Kit (P369).

Canopy & Cockpit Sets P346

Give your racer a finished touch with one of three different decals and canopies included in this package.

WARNING: Sharp objects! Choking Hazard! Small Parts. Not intended for children under 3 yrs. Adult supervision required.



Racer shown was made with PineCar Racer Wedge Kit (P369).



Windshield Kit P348

Add one of several lead-free windshield designs to your racer. Kit includes a driver, roll bar, seat back and a sheet of black vinyl. Glue to racer with PineCar Formula Glue or Super Glue.

WARNING: Sharp objects! Choking Hazard! Small Parts. Not intended for children under 3 yrs. Adult supervision required.



Details

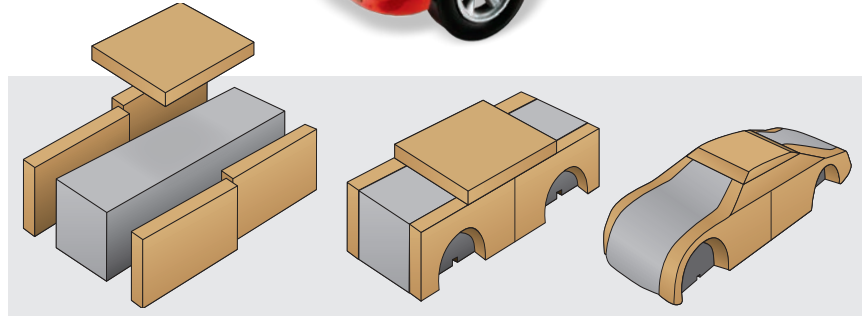


Body Builder Kit® P4036

Pump up your racer's physique for a strong showing! Easily make custom body styles by adding height, fenders, fins and other details to a block or wedge. Lightweight balsa wood is easy to cut and carve and adds minimal weight. Kit includes five balsa wood pieces and Formula Glue.

⚠ WARNING: Choking Hazard! Small Parts. Not intended for children under 3 yrs. Adult supervision required.

ONLINE VIDEO



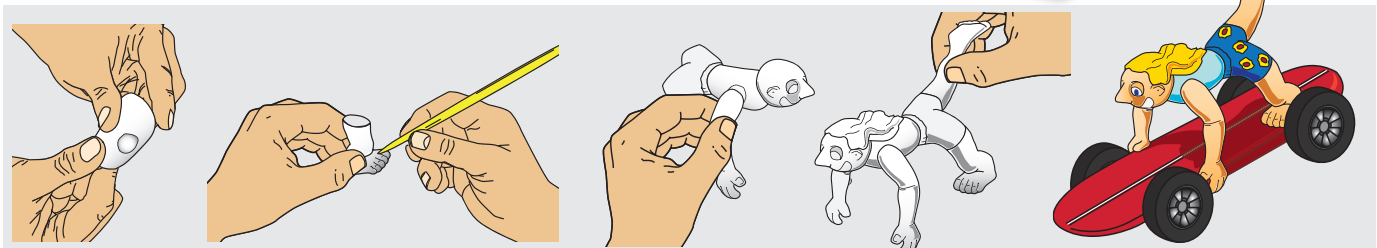
Featherweight Customizing Kit™ P3929

Race the most original car on the track. Design and create custom car parts, details and figures. One package of sculpting clay will add less than 1 ounce (28.3 g) to car weight.

Kit includes clay, sculpting tool, paintbrushes and paint.

⚠ WARNING: Sharp objects! Choking Hazard! Small Parts. Not intended for children under 3 yrs. Adult supervision required.

ONLINE VIDEO



WARNING: Sharp objects! Choking Hazard! Small Parts. Not intended for children under 3 yrs. Adult supervision required.

Details

Custom Parts With Decals

Lead-free Custom Parts With Decals contain castings and Dry Transfer Decals. Use to add realism to your racer. Simply attach Custom Parts with PineCar Formula Glue or Super Glue.

Car, wheels and paint not included

ONLINE VIDEO



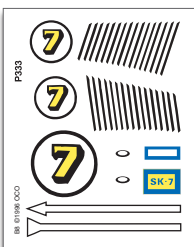
Baja Champ P330
Includes: 2 Exhaust Pipes, 2 Lights, 1 Spoiler and Decals



Drag Star P331
Includes: 2 Exhaust Pipes, 1 Roll Bar, 1 Engine and Decals



Phantom P332
Includes: 2 Exhaust Nozzles, 2 Side Vents, 1 Vertical Stabilizer and Decals



Street Rod P333
Includes: 2 Exhaust Pipes, 1 Engine, 1 Windshield and Decals

Custom Parts

Lead-free Custom Parts, such as drivers, engines, pipes and roll bars transform a simple racer into an exciting work of pride! Simply attach with PineCar Formula Glue or Super Glue.

Car, wheels and paint not included

ONLINE VIDEO



Dune Buster P340
Includes: 2 Exhaust Pipes and 4-piece Roll Bar set with Lights



Eliminator P341
Includes: 2 Exhaust Pipes, 1 Engine and 1 Spoiler



Star Fire P342
Includes: 1 Windshield, 1 Seat, 2 Side Vents and 1 Spoiler



Formulator P343
Includes: 1 Engine with Exhaust Pipes, 1 Driver Head, 1 Windshield and 1 Roll Bar

Custom Parts

DETAILS

Speed Tools



Speed Tools

Harness the physics of speed and engineer a winning racer that makes the track sizzle! PineCar speed tools give car builders an “educational” edge as well as a competitive one. Use the PineCar building system to optimize weight placement, reduce friction and maximize your racer’s potential and kinetic energy for a trophy run!

Hob-E-Lube® Dry Graphite Lubricant P358

ONLINE VIDEO

A fine, specially ground lubricant with Molybdenum that is safe on all surfaces and easy to use. Molybdenum works like millions of microscopic ball bearings.
6.5 g (0.22 oz)

⚠ WARNING: Choking Hazard! Small parts. Not intended for children under 3 yrs. Adult supervision required.



Dry White™ with Cling P355

ONLINE VIDEO

This non-staining lubricant has an additive that clings to smooth surfaces. Use where local rules prohibit the use of graphite. Contains PTFE lubricant.
3.5 g (0.12 oz)

⚠ WARNING: Choking Hazard! Small parts. Not intended for children under 3 yrs. Adult supervision required.



XLR8® Ultra Graphite P4037

ONLINE VIDEO

Graphite for the serious competitor! Laboratory tested for performance, special-blend formula XLR8 amps your racer’s speed to the max! Includes stainless steel needle applicator for precision placement.
6.5 g (0.22 oz)

⚠ WARNING: Sharp Object! Choking Hazard! Small parts. Not intended for children under 3 yrs. Adult supervision required.



Performance & Conformity System™ P4035

ONLINE VIDEO

Portable, digital scale and conformity gauge keep you up to speed on your racer’s weight and length, width between wheels, track clearance and locate the car’s center of gravity with the handy fulcrum point. Use the mathematical formulas or simple table to determine the optimum location for your car’s center of gravity (CoG). Adjust for optimum speed and stability. Batteries included.
Maximum weight: 600 g (21.1 oz)

⚠ WARNING: Choking Hazard! Small parts. Not intended for children under 3 yrs. Adult supervision required.



CoG System® P3918

Distribute weight to the best center of gravity (CoG) location and optimize the performance of your car. Two adjustable, screw-in Tungsten CoG Weights (0.5 oz / 14.1 g each) make it possible to distribute weight quickly and easily. Test your racer’s speed and fine-tune weight placement with the included adjustment tool. Includes drill bit. CoG System is designed to fine-tune a car’s center of gravity and is not intended to overcome extreme weight distribution.

Patented Product

⚠ WARNING: Model making item, not a toy! Not suitable for children under 14 years!




Micro-Polishing System™ P4038

ONLINE VIDEO

Use this progressive micro-polish system to reduce axle friction for a smooth spin! Use the triangular file to remove flash, chamfer and/or notch axles. Then progressively polish with seven grits of polishing paper (400, 600, 800, 1000, 1200, 1500 and 2000). Kit includes magnifier to monitor your polishing progress and enough material to polish axles for five cars. For that racing edge, follow up with the Diamond Finishing Kit.

WARNING: Model making item, not a toy! Not suitable for children under 14 years!



Axles & Polishing Kit P359

Use this kit to improve your racer's performance by reducing axle friction. Includes five axles, a sheet of 600-grit wet/dry sandpaper and polishing pumice.

WARNING: Model making item, not a toy! Not suitable for children under 14 years!

ONLINE VIDEO



Diamond Finishing Kit™ P4039

Take axle finishing to the ultimate level for the slickest spin! Equivalent to an 8000-grit polishing cloth, this specially formulated diamond compound removes the finest axle and hub imperfections and scuffs. Use as the final finish to a progressive polish with the Micro-Polishing System. Kit contains enough material to finish axles and hubs for five racers. Works with one-piece and nail-type axles. Diamond Finishing Kit Compound: 1 g

WARNING: Model making item, not a toy! Not suitable for children under 14 years!

ONLINE VIDEO



Speed Kit P356

Use this kit to improve the overall performance of your racer. Kit includes Hob-E-Lube Dry Graphite Lubricant, a Wheel Turning Mandrel, Axles & Polishing Kit and a lead-free Bar Weight with screws. Kit offers savings over purchasing items separately.

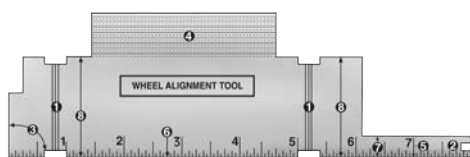
Bar weight: 2 oz (56.6 g)
Lubricant: 6.5 g (0.22 oz)

WARNING: Model making item, not a toy! Not suitable for children under 14 years!



Wheel Alignment Tool P456

Use this tool to make certain your racer meets size specifications. Especially helpful when building your racer to check axle slots for alignment, clearance between wheels and racer body, camber and toe-in and toe-out. It also measures racer length, width and clearance between bottom of racer and track.



Wheel Turning Mandrel P357

This mandrel holds wheels securely in a drill while removing parting seams for a smooth, fast-running racer. Package includes a two-piece mandrel and two grits of sandpaper (120 and 220).

WARNING: Model making item, not a toy! Not suitable for children under 14 years!

ONLINE VIDEO



Speed Tools

Round Weights and Combo Weights

ONLINE VIDEO

Insert lead-free Round and Combo Weights into the body of the racer, or attach Combo Weights to the sides. Round weights are designed to fit a 3/8" (9.5 mm) hole.

WARNING: Choking Hazard! Small parts. Not intended for children under 3 yrs. Adult supervision required.



Round P350
1 oz (28.3 g) each



Combo P354
0.5 oz (14.1 g) each



Adjustable Stick-On and Designer Stick-On Weights


ONLINE VIDEO

Attach lead-free Stick-On Weights to the bottom of your racer. For a custom look, attach Designer Stick-On Weights to the sides. Two-sided tape included.

WARNING: Choking Hazard! Small parts. Not intended for children under 3 yrs. Adult supervision required.



Adjustable Stick-On P378
1 oz (28.3 g) each



Designer Stick-On P379
1 oz (28.3 g) each



Tapered, Strip and Bar Weights

Attach or countersink these weights under your racer. Pre-drilled holes make installation easy. Screws included.

WARNING: Sharp Objects! Choking Hazard! Small parts. Not intended for children under 3 yrs. Adult supervision required.

ONLINE VIDEO



Tapered P351
2 oz (56.6 g)



Strip P352
1 oz (28.3 g) each



Bar P353
2 oz (56.6 g)




Aerodynamic Racer Weight P3926

- For thin car designs
- Top-mount Weight
- Designed with weight in the back
- Lead-free

2.2 oz. (62.3 g)

WARNING: Sharp Objects! Choking Hazard! Small parts. Not intended for children under 3 yrs. Adult supervision required.



Chassis Weights™

Lead-free Chassis Weights expertly replicate the underbody of real cars. Available in four detailed styles. Weights are simple to install and incremental to allow easy last minute adjustment. Screws included.

WARNING: Sharp Objects! Choking Hazard! Small parts. Not intended for children under 3 yrs. Adult supervision required.



4 Wheel Drive P3910
2 oz (56.6 g)




Rear Wheel Drive P3911
2 oz (56.6 g)



Maximum Torque P3912
2 oz (56.6 g)



Rocket Car P3913
2.25 oz (63.7 g)



Tungsten Incremental Weights™

With almost 3x the density of traditional weights, tungsten offers more control over precise weight distribution. Incremental weight design allows you to weight your racer in exact 1/16-ounce increments to the maximum weight allowed. Cylinder weights designed to fit a 3/8" (9.5 mm) hole.

WARNING: Choking Hazard! Small parts. Not intended for children under 3 yrs. Adult supervision required.

ONLINE VIDEO



Cylinder Tungsten Weights



Cylinder Weights P3914 2 oz (56.6 g)



Cylinder Weights P3915 3 oz (85 g)

Plate Tungsten Weights

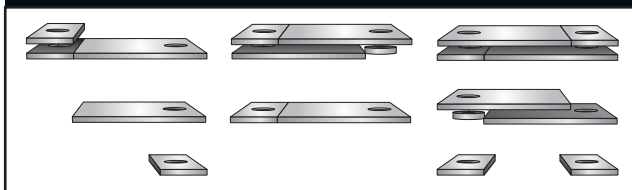


Plate Weights P3916 2 oz (56.6 g)





Plate Weights P3917 3 oz (85 g)

Tungsten Putty Weight P3922

Last minute modifications have never been easier. Tungsten Putty Weight is easy to mold and shape, and is non-hardening. Use for precision control over weight location and amount, perfect for fine-tuning center of gravity.

1 oz (28.3 g)

WARNING: Choking Hazard! Small parts. Not intended for children under 3 yrs. Adult supervision required.




EZ-Cut Tungsten Weights™ P3923

A tungsten weight you can cut! EZ-Cut Tungsten Weights are extremely versatile. They are easy to cut, carve and sand. Customize the weight to achieve precise weight requirements.

2 oz (56.6 g)

WARNING: Choking Hazard! Small parts. Not intended for children under 3 yrs. Adult supervision required.



Tungsten CoG Weights™

P3919

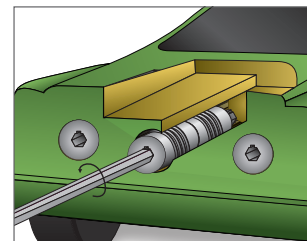
Fine-tune your car's Center of Gravity (CoG) and optimize performance and stability. Includes four 0.5 oz (14.1 g) screw-in Tungsten CoG Weights. Use individually or as 2 to 4-unit sets. Screw-in and adjust with an Allen wrench.

WARNING: Choking Hazard! Small parts. Not intended for children under 3 yrs. Adult supervision required.

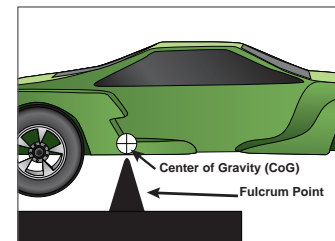
ONLINE VIDEO



Patented Product



1 Install Tungsten CoG Weights with a 3 mm Allen Wrench.



2 Locate center of gravity by balancing a racer on a fulcrum point.

Accessories

Tools, Accessories & Adhesives

From tools to glue, these products are specially formulated to help you create a winning racer, improve racer performance and proudly display your hard work.

Racer Display Stand P382

Preserves your racer in trophy-like splendor. Sleek metal bracket holds any PineCar or SailBoat Racer and mounts onto a solid oak base.


⚠ WARNING: Sharp objects! Choking Hazard! Small parts. Not intended for children under 3 yrs. Adult supervision required.



Super Glue P381

Instantly bonds almost everything to anything. Ideal for attaching Custom Parts and designer details. 3 g (0.1 mL)

⚠ WARNING: Choking Hazard! Small parts. Not intended for children under 3 yrs. Adult supervision required.



Formula Glue® P384

Formula Glue is high-tack hobby glue that sets fast for instant hold and gap filling to adhere uneven surfaces. It is impact resistant and you can paint it. Formula Glue has no harmful odors, is non-toxic, non-flammable, dries clear and is water-soluble. Use on porous and non-porous surfaces, and it is compatible with wood, paint, metal and plastic.

0.5 fl oz (14.7 mL)

⚠ WARNING: Choking Hazard! Small parts. Not intended for children under 3 yrs. Adult supervision required.



Show Wheels P349

Cast metal "mags" with rubber tires, designed for displaying your car before and after the race. These wheels are not intended for racing. Includes four axles.

⚠ WARNING: Sharp objects! Choking Hazard! Small parts. Not intended for children under 3 yrs. Adult supervision required.



Racing Wheels P347

Includes four replacement wheels, nail-type axles, one-piece axles and hubcaps. Check your local race rules concerning specifications for wheels and axles.

⚠ WARNING: Sharp objects! Choking Hazard! Small parts. Not intended for children under 3 yrs. Adult supervision required.



5 Axles P457

Replace damaged or lost axles with these 1" axles. Meets BSA®* specifications.

*BSA® is a Boy Scouts of America registered trademark

⚠ WARNING: Sharp objects! Choking Hazard! Small parts. Not intended for children under 3 yrs. Adult supervision required.

ONLINE VIDEO



Axle Keepers™ P458

- Keep axles firmly in place
- Axles stay secure if car is dropped
- Prevent wood from splitting
- Clear for race-day inspection
- Maintains adequate track clearance

⚠ WARNING: Sharp objects! Choking Hazard! Small parts. Not intended for children under 3 yrs. Adult supervision required.



Racer Shaping Tools P3930

All the tools you need in one package! Coping saw and rasp help you transform a block of wood into a magnificent racer. Includes five different specialty blades for various cutting options. Medium blade for wood, fine blade for wood or plastic, extra-fine blade for metal or wood, fine blade for metal and wood and a hacksaw blade for cutting metal. Use these tools for other crafts too. Length between blade pins is 6 1/2" (16.5 cm).



WARNING: Model making item, not a toy! Not suitable for children under 14 years!



Sandpaper Assortment P380


Includes two each of three grades of quality sandpaper, 220-grit (fine), 120-grit (medium) and 80-grit (coarse). Fits easily around a small wooden block to make a sanding tool.



Sanding Pads P3932

Two Sanding Pads, 220-grit (fine) and 100-grit (medium), help you achieve a perfectly smooth finish before and during the painting process. These foam-backed pads mold to fit any object. Clean with water and reuse. Use wet or dry.

ONLINE VIDEO



Body Putty P3928

Use to repair sandable gaps, cuts or scratches on your racer. Works great as an all-over smoothing compound and sealer. Spatula included.

0.34 fl oz (10 mL)

WARNING: Choking Hazard! Small parts. Not intended for children under 3 yrs. Adult supervision required.

ONLINE VIDEO



Sanding Sealer and Wax P3960

ONLINE VIDEO

Apply Sanding Sealer prior to painting your racer. It saturates wood pores and creates a surface sanded easily to a flawless finish, ready to paint. Works exceptionally well with spray paint. Wax the painted surface for a showroom shine.

0.34 fl oz (10 mL) ea

WARNING: Choking Hazard! Small Parts. Not intended for children under 3 yrs. Adult supervision required.



Accessories

Precision Tools

Precision Tools are CNC machined. These high-end tools are designed explicitly to correct standard manufacturing imperfections of mass-produced car bodies, axles and wheels and for fine-tuning a racer for optimum performance and speed. Made in U.S.A.




BODY ALIGNMENT



Axle Slot Jig P4610

For perfectly aligned axle slots

- Drill new axle holes or correct flaws in existing axle slots
- Ensure vertical and horizontal slot accuracy
- Drill raised hole for 3-wheel riding



⚠ WARNING: Model making item, not a toy! Not suitable for children under 14 years!

AXLE TUNING



Axle Shaper™ P4612


Straighten axles and square axle heads

- Straighten axle shaft
- Square axle head to shaft centerline
- Bevel axle head



⚠ WARNING: Sharp objects! Choking Hazard! Small parts. Not intended for children under 3 yrs. Adult supervision required.

WHEEL TRUING



Hub Shaver included in Total Hub Shaper P4614.

Hub Tool P4609

- Ream wheel bores
- Square, cone and polish inner wheel hubs

Total Hub Shaper™ P4614

Ream, square, cone and polish wheel hubs

- Ream wheel hubs
- Shape/cone and polish inner hub face
- Shave and square outer hub face



⚠ WARNING: Sharp objects! Choking Hazard! Small parts. Not intended for children under 3 yrs. Adult supervision required.



Axle Placement Guide P4611

Ensure accurate wheel spacing and axle nail alignment

- Install axles straight into slots
- Establish proper gap between wheels and body
- Use with axle holes or axle slots



⚠ WARNING: Sharp objects! Choking Hazard! Small parts. Not intended for children under 3 yrs. Adult supervision required.



Straight Tracker™ P4613

Accurately bend axles to force straight tracking

- Adjust steering by bending axles 1.5° or 2.5°
- Track straight or apply "rail riding" method
- Must use with Axle Shaper




⚠ WARNING: Sharp objects! Choking Hazard! Small parts. Not intended for children under 3 yrs. Adult supervision required.



Wheel Lathe P4615

Round and smooth wheels precisely

- Shave high points for truly round wheels
- True inner wheel edge
- Make all wheels equal size
- Must use with Hub Tool or Total Hub Shaper



⚠ WARNING: Sharp objects! Choking Hazard! Small parts. Not intended for children under 3 yrs. Adult supervision required.



Organize a Race

PineCar offers everything needed to help you organize and hold a PineCar or SailBoat Derby. Derby races are fun, educational year-round activities. They are ideal for camps, vacation Bible schools, local fundraising events, birthday parties and other group and organization activities.

PineCar Race Package P459

This complete package includes everything you need to hold a race.

Ideal for Scouts, schools, camp and church groups.

Package Contents:

- Weigh-In Digital Scale - weighs 600 g (21.1 oz)
- PineCar Speedway - 32' (9.75 m) four-lane track
- Conformity Gauge
- Program Guide
- Elimination Charts
- Registration Forms
- Stick-On Number Labels
- Winner Ribbons
- Participant Certificates
- Decorative Pennants

Racers sold separately. Institutional pricing available.



WARNING: Choking Hazard! Small parts. Not intended for children under 3 yrs. Adult supervision required.

Organize Race

Colors may vary from actual product.

PineCar Speedway P455


This regulation, four-lane track is 32' (9.75 m) long and made of lightweight, durable cardboard. It features a starting gate, finish line and braking section, and the tower sports a bright, colorful racing motif. Assembles and disassembles quickly, and stores neatly in the reusable carton for next year's race.

Elimination Charts, Forms and Stickers P453

Double Elimination Chart, Registration Forms and Stick-On Numbers are used for tracking race participants, logging and numbering up to 150 racers.

Decorative Racing Pennants P429

25' (7.62 m) string of black and white 12" x 18" (30.4 cm x 45.7 cm) plastic pennants.



Certificates, Ribbons and Trophies

Participant Certificates P425

Certificates for 25 race participants

Participant Ribbons P426

Ten green ribbons

Winner Ribbons P427

Three racer and three craftsman (1st, 2nd and 3rd)

Race Official/Special Award Ribbons P428

Ten yellow ribbons

Special Award Trophy P430 4" (10.1 cm)

Third Place Trophy P431 7" (17.7 cm)

Second Place Trophy P432 8" (20.3 cm)

First Place Trophy P433 9" (22.8 cm)

Deluxe Third Place Trophy P434 10" (25.4 cm)

Deluxe Second Place Trophy P435 11" (27.9 cm)

Deluxe First Place Trophy P436 12" (30.4 cm)



PineCar 6 Packs

6-Pack Block/Wedge with Wheels and Axles

Wedge Block P4050

Basic Block P4051

6-Pack Pre-Cut with Wheels and Axles

Funnycar P4052

Grand Prix P4053

Roadster P4054

Deuce Coupe P4055

GT Sport P4056

Dragster P4057

GT Racer P4058

Truckster P4059



⚠ WARNING: Sharp objects! Choking Hazard! Small Parts. Not intended for children under 3 yrs. Adult supervision required.

SailBoat Racer Dry Transfer Decals

Decals come in bright, nautical colors and are designed to fit hulls, decks and sails of SailBoat Racers. Dry Transfer Decals are applied easily.

Sheet size: 4" x 5" (10.1 cm x 12.7 cm)



Racer shown was made with SailBoat Racer Kit (SR470) and SailBoat Racer Decal Viking (SR486).



Wind Weaver SR481




Barracuda SR482



Fittings & Markings SR483




Puff SR484



Comet SR485



Viking SR486



Saber SR487

SailBoat

Colors may vary from actual product.



Racer Kit shown with Body Skin Custom Transfer Freedom Flag (P3980).

SailBoat Racer® Kit SR470

Kit includes a precut wood hull and mast, sail, plastic rudder and lead-free metal keel. Easy to assemble. Decorate with a variety of colorful decals, or for a cool paint alternative, use Body Skin Custom Transfers.

Sailboat Racer Hull: 2 1/8" w x 6 1/2" - 7" in length (5.39 cm x 16.5 cm - 17.7 cm)
Mast: from top to deck 6 1/2" (16.5 cm)

Meets BSA® specifications. BSA® is a Boy Scouts of America registered trademark

⚠ WARNING: Sharp objects! Choking Hazard!
Small Parts. Not intended for children under 3 yrs.
Adult supervision required.



Certificates, Ribbons and Trophies

Participant Certificates

SR437 Certificates for 25 race participants

Participant Ribbons

SR438 Ten green ribbons

Winner Ribbons SR439

Three racer and three craftsman (1st, 2nd and 3rd)

Race Official/Special Award Ribbons

SR440 Ten yellow ribbons

Special Award Trophy

SR441 4" (10.1 cm)

Third Place Trophy

SR442 7" (17.7 cm)

Second Place Trophy

SR443 8" (20.3 cm)

First Place Trophy

SR444 9" (22.8 cm)

Deluxe Third Place Trophy

SR445 10" (25.4 cm)

Deluxe Second Place Trophy

SR446 11" (27.9 cm)

Deluxe First Place Trophy

SR447 12" (30.4 cm)



SCENE⁺ARAMA[®]

Scene-A-Rama products are specifically designed to stimulate creativity and help students build dioramas, displays, and various arts and crafts. We provide all the materials needed, as well as helpful video demonstrations, ideas, tips and techniques.



Volcano Semeru in Java, Indonesia by M. Rietze / cc-by-sa 2.0 / enhanced

ONLINE VIDEOS

Check out our How-to Videos online to see how our products make modeling and inspiration easy:


- Building Structures
- Easy Landscape
- The Power of Plaster Cloth
- Dioramas Start to Finish
- Sculpting Tips & Techniques
- SAR Start to Finish and many more!

The joy of Scene-A-Rama products is that they stand-alone or you can purchase items separately to enhance the realism of your project. A great example of a versatile project is a Volcano.

Our Volcano Kit, shown to the right, allows you to build an entire volcano from paper materials. Maybe there is a specific volcano, like the image above, that you want to replicate. Simply use other materials, such as Plaster Cloth and paper wads to recreate it. Whether you're using a kit or doing it yourself, our products allow you to keep it simple or take your project to the next level.


No matter what the subject, Scene-A-Rama has everything you need to make the grade. The results are spectacular!

1. Choose a Kit for your project



- Project Book and A+ Projects and Dioramas: The Students Handbook (pg. 206)

2. Follow Instructions found in kit and start building



- Volcano Kit (pg. 214)

3. Add Finishing Touches with accessory kits



- Mountain Diorama Kit, Plaster Cloth and Scenery (pg. 209, 216, 218)
- Project Base & Backdrop and Blue Realistic Water (pg. 207, 216)

SCENE+ARAMA®



Learning Aids	206
Project Book	206
A+ Projects & Dioramas: The Student's Handbook	206
Displays	207
Pop-Up Display	207
Show Box	207
Project Base & Backdrop	207
Kits	208-213
Basic Diorama Kit and Oasis Diorama Kit	208
Mountain Diorama Kit and Water Diorama Kit	209
LandESCAPES Kits	210-211
Theme Kits	212
Diorama Kits	213
Horizon & Detail Kit	213
Building & Structure Kit	213
Sculpting Kit	213
Packs	214-215
Project Packs	214
Classroom Packs	215
Accessories	216-220
Adhesives	216
Blue Realistic Water	216
Plaster Cloth	216
Casting Plaster	216
Accents	217
Scenery	218
ReadyGrass Vinyl Mat	218
Trees	219
Tree Kits	219
Scene Setters	220

Learning Aids

Scene-A-Rama School Projects

Create an A+ project every time! Scene-A-Rama products are specifically designed to stimulate creativity and help students build dioramas, displays and various arts and crafts. Scene-A-Rama provides easy-to-use materials and loads of helpful video demonstrations, ideas, tips and techniques. All Scene-A-Rama products are ASTM certified non-toxic.

For any subject – social studies, math, science, language arts, history, etc!

For any student – grade school to high school, college and beyond!

For any project – volcanoes, masks, Native American villages, storybooks, missions, pyramids and more!


Project Book SP4170

If you can imagine it, you can make it! The Project Book provides the inspiration and motivation to build amazing dioramas and displays for A+ school projects.

- Bright, full-color photos and illustrations
- Loads of project ideas
- Modeling basics, tips and techniques

84 full-color pages

The Project Book is available for purchase or as a free download at woodlandscenics.com.



A+ Projects & Dioramas: The Student's Handbook


SP4171

Complete modeling resource. Design and create one-of-a-kind school projects, dioramas and displays or just have fun with arts and crafts at home.

The Step-by-Step Projects section presents colorful easy-to-follow, illustrated instructions to make 34 different projects for science, social studies, history and other subjects. Complete a project exactly as presented or change it easily to fit your assignment and your imagination!

The Tips, Techniques & Templates section illustrates more than 250 simple tips and techniques, key to using Scene-A-Rama materials. Students can apply these techniques to other projects easily or make changes to one of the illustrated examples.

202 full-color pages



Pop-up Display SP4168

Instantly create a base with three-sided backdrop for your diorama, display or other project. Ready to paint, add landscape and other details.

Project Area

10 3/4" w x 7 3/8" d x 7 1/2" h
(27.3 cm x 18.7 cm x 19 cm)



ShowBox™ SP4167

The ShowBox is compact and great for shoebox dioramas, displays and more. Build the diorama inside and paint or decorate the outside.

- Made of sturdy, durable material
- Two labels included for project identification

Overall Size

13 1/2" w x 4 3/8" d x 10" h
(34.2 cm x 11.1 cm x 25.4 cm)

Project Area

13" w x 4 1/4" d x 8 1/2" h
(33 cm x 10.7 cm x 21.5 cm)



Project Base & Backdrop

The Project Base is the perfect foundation for your diorama or display. The Backdrop fits snugly into the grooves on the molded black base and provides a durable backdrop for painting, decoration and labeling.

- Two sizes available
- Cut Backdrop to any shape
- Molded placard on Base for labeling your project
- Includes easy instructions and three project identification labels



ONLINE VIDEO

Large SP4165

Overall Size

17 3/8" w x 12 3/16" d x 12 13/16" h (44.1 cm x 30.9 cm x 32.5 cm)

Project Area

16" w x 10 3/4" d x 10 7/8" h (40.6 cm x 27.3 cm x 27.6 cm)



Small SP4166

Overall Size

12 3/16" w x 8 13/16" d x 9 1/4" h (30.9 cm x 22.3 cm x 23.4 cm)

Project Area

10 9/16" w x 7 1/4" d x 7 1/4" h (26.8 cm x 18.4 cm x 18.4 cm)




Kits

Colors may vary from actual product.

Flat Surface Diorama Kits

These two kits include the materials needed to landscape flat, grassy or sandy terrain. Includes enough materials to cover the Large Project Base or other 16" w x 10 3/4" d (40.6 cm x 27.3 cm) area.



ONLINE VIDEOS



Basic Diorama Kit SP4110

Use the Basic Diorama Kit to landscape flat, green dioramas or displays. Kit contains the scenery materials needed to make plains, prairies, grasslands, farmlands, woods and meadows.

Base sold separately.




WARNING: Sharp Objects! Choking Hazard! Small Parts. Not intended for children under 3 yrs. Adult supervision required.

Desert Oasis Diorama Kit SP4112

Use the Desert Oasis Diorama Kit to landscape flat, sandy dioramas or displays. Kit contains the scenery materials needed to make prehistoric habitats, shorelines, wastelands, beaches, missions or deserts.

Base sold separately.




WARNING: Sharp Objects! Choking Hazard! Small Parts. Not intended for children under 3 yrs. Adult supervision required.

Build a Flat Surface Diorama



1 ReadyGrass Vinyl Mat
Make grassy or sandy surfaces. Attach with Sticky Bond or Project Glue.




2 Add Accents
Sprinkle to model dirt paths, low grasses and foliage highlights.




3 Foliage Fiber
Make ground cover, hedges, vines and ivy.



4 Plant Trees
Give your diorama depth and realism.



5 Add Bushes
Add realistic shrubs and other foliage to your diorama.



6 Plant Wild Grass
Model tall grasses on land or standing in water.

Mountain and Water Diorama Kits

These two kits include the materials needed to create mountains or rolling hills. The Mountain Diorama Kit features rock outcroppings, and the Water Diorama Kit features water areas. Includes enough materials to cover the Large Project Base or other 16" w x 10 3/4" d (40.6 cm x 27.3 cm) area.





ONLINE VIDEOS

Mountain Diorama Kit SP4111

Use the Mountain Diorama Kit to landscape mountains or hilly dioramas and displays. A volcano tube is included for building an erupting volcano.

Base sold separately.



WARNING: Sharp Objects! Choking Hazard! Small Parts. Not intended for children under 3 yrs. Adult supervision required.

Water Diorama Kit SP4113

Use the Water Diorama Kit to landscape dioramas and displays with water. Kit includes the materials needed to model various types of still or moving water.

Base sold separately.




WARNING: Choking Hazard! Small Parts. Not intended for children under 3 yrs. Adult supervision required.

Build a Mountain or Water Diorama



1 Side Panels
Create the perimeter and form your diorama contours.



2 Newspaper Wads
Stack to build hills, mountains or even volcanoes, then cover with Plaster Cloth.



3 Plaster Cloth
Create a hard shell land surface for grasses, bushes, trees and other foliage.



4 Rocks
Add rocks, outcroppings, cliffs, riverbanks and more.



5 Earth Undercoat
Create an earth-colored base for all of your landscape.



6 Add Foliage
Make your diorama come alive with realistic-looking bushes and shrubs.

Kits

Colors may vary from actual product.

LandESCAPE™ Kits

Complete kits for kids and parents alike. LandESCAPES are a fast, easy and fun way to create a diorama straight out of your imagination. These kits are full of materials that will whisk you away to a land of adventure. Kit contents include multiple colors and textures of landscaping materials and details to bring the scene to life. LandESCAPE kits come with easy-to-follow instructions to ensure success and realism.



Shipwrecked SP4260


You never know what you might find when you stumble across a shipwreck. Were they pirates, fishermen caught in a storm, or explorers who took a wrong turn? Use your imagination to create a scene worthy of the movies, complete with palm trees, remnants of a boat, sand and more.

⚠ WARNING: Sharp Objects! Choking Hazard! Small Parts. Not intended for children under 3 yrs. Adult supervision required.


Includes Patented Product.



Build Shipwrecked



- 1 Bend Shaper Sheet to form base.



- 2 Apply Shaper Sheet Plaster, then color with Earth Colors.



- 3 Attach boat remnants and sand.



- 4 Add landscape and trees to detail diorama.



Dinosaur Ridge SP4261

A pterodactyl soars over the ridge while hungry herbivores feast on vegetation like vines, bushes, trees and more. Use your imagination, along with the included terrain and landscaping materials, to create a world straight out of the prehistoric era.

⚠ WARNING: Sharp Objects! Choking Hazard! Small Parts. Not intended for children under 3 yrs. Adult supervision required.

Includes Patented Product.



Build Dinosaur Ridge



1 Bend Shaper Sheet to form base.



2 Apply Shaper Sheet Plaster, then color with Earth Colors.



3 Add landscape to detail diorama.



4 Attach trees and dinosaurs to complete.



Kits

WARNING: Choking Hazard! Small parts. Not intended for children under 3 yrs. Adult supervision required.

Colors may vary from actual product. Warning applies to all products on this page.

Theme Kits

Theme Kits allow students to easily add a fun feature to school projects, dioramas and displays. These kits were designed to fit either the Large or Small Base & Backdrop and are great for last minute projects, crafts, play scenes and more! Mess free, quick assembly and no scissors or glue required.



Tepee Village Kit SP4133

Kit makes 3 tepees, 2 canoes, 4 paddles, 2 animal hides and 2 fire pits



Castle Kit SP4134

Kit makes 1 castle with drawbridge, 2 interior scenes, 2 horses and 6 decorative flags



Volcano Kit SP4135

Kit makes 1 volcano, ash clouds, magma chamber, lava and 8 labels



Pyramid Kit SP4136

Kit makes 3 full pyramids, 1 cut-away pyramid and 1 boat



Ancient Architecture Kit SP4137

Kit makes 2 temples and 3 column samples



Energy Efficient Kit SP4138

Kit makes 1 earth sheltered house, 1 greenhouse, 2 wind turbines, 2 ground solar panels and 2 roof solar panels




Cabin Kit SP4239

Kit makes 1 cabin, outhouse, shed, canoe and firewood pile



Pioneer Kit SP4240

Kit makes 2 wagons, wagon covers, mules and horses



Farm Kit SP4241

Kit makes 1 barn, silo and shed



Ocean Kit SP4242

Kit makes 26 underwater creatures, 6 coral, 1 seaweed and 2 underwater terrains



Playhouse Kit SP4243

Kit makes 1 large playhouse and slide, 1 small playhouse with connecting bridge, doghouse and raft



Home Kit SP4244

Kit makes 1 house with a detachable garage

Colors may vary from actual product. Dioramas shown were built with kit contents and additional materials, sold separately.

Diorama Kits

Get creative! Use this versatile kit to build various types of structures on a flat, landscaped surface with roads and/or paths. Kit contents include a Pop-up Display, ReadyGrass Vinyl Mat and a variety of landscape materials to make bushes, rocks and more!

Project Area

10 3/4" w x 7 3/8" d x 7 1/2" h (27.3 cm x 18.7 cm x 19 cm)

WARNING: Choking Hazard! Small parts. Not intended for children under 3 yrs. Adult supervision required.



Complete Diorama Kit: Buildings SP4197



Missions & More SP4196

Horizon & Detail Kit SP4132

Create spectacular backgrounds! Paint beautiful horizons and make three-dimensional backgrounds with Plaster Cloth, Foliage Fiber and White Fiber. Add landscape and create realistic trees!

- Make backgrounds for any scene
- Make and suspend clouds
- Create textured effects and 3-D backdrops

WARNING: Sharp Objects! Choking Hazard! Small parts. Not intended for children under 3 yrs. Adult supervision required.



Project Base sold separately

Building & Structure Kit SP4130

Use the assortment of materials to construct buildings and structures for your diorama or display. Create and add special textures using simple techniques explained in the easy-to-follow instructions.

- Geometric shapes
- Pyramids, tepees
- Covered wagons
- Missions and much more



WARNING: Sharp Objects! Choking Hazard! Small parts. Not intended for children under 3 yrs. Adult supervision required.

Building Textures

Illustrated instructions show you how to make a wide variety of building textures with simple techniques.

ONLINE VIDEO



Sculpting Kit SP4131

Sculpt, paint, detail and add texture to figures, animals, birds, planets and much more! Bring your creatures to life with Fun Fur!

- Sculpt plants and animals
- Make shapes

ONLINE VIDEO



WARNING: Sharp Objects! Choking Hazard! Small parts. Not intended for children under 3 yrs. Adult supervision required.

Packs

WARNING: Sharp Objects! Choking Hazard! Small parts. Not intended for children under 3 yrs. Adult supervision required.

Warning applies to all products on this page.

Project Packs™

Create A+ school projects with Project Packs. Build science or art fair displays, produce museum-quality dioramas or just have fun on a rainy day! The included materials and a little creativity are all you need to have fun and design and build that A+ project easily!

ONLINE VIDEO

Native American Village SP4280

Duplicate your favorite Native American village or use your imagination and model your own. Realistic Water, landscape and trails make your tepee scene come alive with the spirit of the people who lived there!



Erupting Volcano SP4281

Form a cinder cone, caldera, cutaway or active island volcano! Use your imagination, along with all the terrain, landscape material and eruption mixture for an explosion of fun!



Creative Mask & More SP4282

Model a mask, sculpture, art display, history project or another awesome creation. Wet the fun, flexible fabric, let it dry and harden and then enhance with colorful paint and decorative details.



Cell Structure SP4283

Create your own, unique microscopic world! Plant, animal, bacteria cell—you decide! Choose your cell type and start modeling a cool, science project with fun and easy-to-use materials!





Classroom Packs™

Classroom Packs include everything needed to create projects that engage students in the lesson, reinforce what they learn and foster a fun educational environment! Each pack contains a teacher's guide and the materials for 12 complete projects. Projects are designed to aid students in meeting national education standards.



ONLINE VIDEO

Tepee Village SP4250

This four-session project allows students to create their own village using the knowledge learned in their American history studies. Fun, hands-on planning and design inspire students to remember the lesson!

This project is designed to aid students in meeting the expectations of national social sciences standards.



Erupting Volcano SP4251

This four-session project makes any classroom explode with total student involvement! Create fun, interactive volcanoes that actually erupt, sending student knowledge and retention skyrocketing!

This project is designed to aid students in meeting the expectations of national science education standards for Earth sciences.



Creative Mask SP4252

This three-session project helps students learn cultural influences and artistic design - all rolled into one cool, creative and stimulating school project. From functional to decorative, your class will come alive with unique, fun masks!

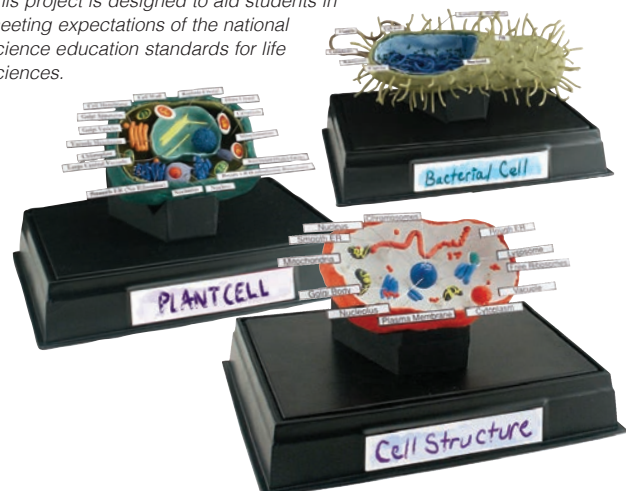
This project is designed to aid students in meeting the expectations of both the national standards for arts education and national social sciences standards.



Cell Structure SP4253

This five-session project allows students to create their own cell, according to the class lesson plan. From the nucleus to the ribosome, reinforce the fundamental elements of any cell type!

This project is designed to aid students in meeting expectations of the national science education standards for life sciences.



Accessories

Adhesives

These items are sized and priced just right for small projects, crafts and dioramas. They complement existing Scene-A-Rama products and kits, providing even more landscape options when planning projects. Multipurpose adhesives were formulated specifically for Scene-A-Rama.

Project Glue™ SP4142

Use Project Glue to glue trees, bushes, paper and more to your school project. Glue comes in a plastic squeeze bottle with a twist top for easy application.

3 fl oz (88.7 mL)



⚠ WARNING: Choking Hazard! Small Parts. Not intended for children under 3 yrs. Adult supervision required.

Sticky Bond® SP4143

Sticky Bond is a contact adhesive. Use to attach ReadyGrass Vinyl Mats to Project Bases. Multipurpose glue comes in a plastic bottle with a brush applicator.

2 fl oz (59.1 mL)



⚠ WARNING: Choking Hazard! Small Parts. Not intended for children under 3 yrs. Adult supervision required.

Scenic Spray Glue™ SP4192

Specially formulated adhesive used to adhere landscape materials to terrain, affix foliage to tree armatures and to seal finished projects. Bottled in a convenient spray applicator.

1.84 fl oz (54.4 mL)



⚠ WARNING: Choking Hazard! Small Parts. Not intended for children under 3 yrs. Adult supervision required.



Blue Realistic Water™ SP4195

Pretinted and ready to model realistic water features. Use to model rivers, streams, ponds, lakes, puddles and more.

2 fl oz (59.1 mL)



⚠ WARNING: Choking Hazard! Small Parts. Not intended for children under 3 yrs. Adult supervision required.



Plaster Cloth SP4140

Plaster Cloth is versatile, fun and easy to use! Apply wet Plaster Cloth to paper wads, balloons and other forms to make lightweight, hard shell terrain, masks and other shapes.

- Easy to apply
- Dries quickly
- Easy to paint
- Forms to any shape
- Non-toxic

ONLINE VIDEO



Lava Flows



Casting Plaster SP4141

Use Casting Plaster to make rocks, lava and casts of almost anything. Mix according to easy package instructions. ••

- Rock outcroppings and cliffs
- Make lava flows
- Cast fossils, animal paw prints and tire tracks

Net Wt 8 oz (226 g)

Animal Prints



⚠ WARNING: Choking Hazard! Small Parts. Not intended for children under 3 yrs. Adult supervision required.

Accents

Use these five Accents to enhance dioramas and displays with special features.

- Add grasses, bushes, vines and other foliage
- Make, add and color realistic rock formations
- Create spectacular waterfalls, rapids, ponds and lakes
- Add an assortment of cacti and other desert plants
- Make snowdrifts, snow dustings, icy ponds and icicles



Rock Making Kit SP4121

Enhance your diorama or display with rocky areas. Model mountains, outcroppings, rock debris, lava flows and cliffs.



Foliage & Grasses SP4120

Enhance your diorama or display with scenery. Model short and tall grasses, bushes, ivy, flowers, other foliage, trees, roads and paths.



Ripplin' Water Kit SP4122

Enhance your diorama or display with still or moving water. Model ponds, rapids, waterfalls and frozen water.



Winter Effects SP4123

Enhance your diorama or display with frigid, snowy or icy weather detail. Model snow drifts, icebergs and icicles.



Desert Plants SP4124

Enhance your diorama or display with desert cacti and arid vegetation. Model flowering cacti, grasses, sage and scrub brush.


Accessories



Scenery SP4180-SP4191
 Twelve individually-packaged scenery items and landscape accents.

3.6 in² (58.9 cm²)
 Wild Grass 2 g (0.07 oz)


WARNING: Choking Hazard! Small Parts. Not intended for children under 3 yrs. Adult supervision required.



Grass SP4180




Earth SP4181



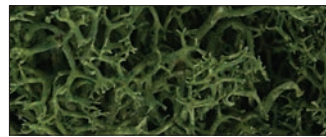
Soil SP4182



Low Growth SP4183



Bushes SP4184




Plants SP4185



Wild Grass SP4186



Snow SP4187



Flowers SP4188



Sand SP4189



Gravel SP4190



Rock SP4191

ReadyGrass® Vinyl Mats

Making flat, landscaped surfaces on projects and dioramas is as easy as rolling out a ReadyGrass Vinyl Mat. Durable, non-shredding mats make a great display surface for your Project Base & Backdrop or Pop-Up Display.

- Create grassy areas, deserts or shorelines
- Scrape turf to make areas for roads, water and walkways



Patented Product




Summer Grass

SP4160
 10 3/4" x 16 1/4" (27.3 cm x 41.2 cm)



Green Grass

SP4161
 10 3/4" x 16 1/4" (27.3 cm x 41.2 cm)
 SP4158
 10 11/16" x 7 5/16" (27.1 cm x 18.5 cm)



Desert Sand

SP4162
 10 3/4" x 16 1/4" (27.3 cm x 41.2 cm)
 SP4159
 10 11/16" x 7 5/16" (27.1 cm x 18.5 cm)



Forest Grass

SP4163
 10 3/4" x 16 1/4" (27.3 cm x 41.2 cm)

Trees

Choose from seven tree types that model trees located most anywhere: Green Deciduous, Autumn Deciduous, Conifer or Palm. Install trees on your diorama with Project Glue or Sticky Bond.

- Place temporarily or plant permanently
- Optional base included

WARNING: Sharp objects! Choking Hazard! Small Parts. Not intended for children under 3 yrs. Adult supervision required.



Mini Deciduous Trees SP4148 (8/pkg)
3/4" - 1 1/4" (1.9 cm - 3.17 cm)



Autumn Trees SP4153 (4/pkg)
2" - 3" (5.08 cm - 7.62 cm)



Large Deciduous Trees SP4149 (3/pkg)
4" - 5" (10.1 cm - 12.7 cm)



Deciduous Trees SP4150 (4/pkg)
2" - 3" (5.08 cm - 7.62 cm)



Conifer Trees SP4151 (4/pkg)
4" - 6" (10.1 cm - 15.2 cm)



Evergreen Trees SP4154 (5/pkg)
2" - 3 1/2" (5.08 cm - 8.89 cm)



Palm Trees SP4152 (6/pkg)
3" - 5" (7.62 cm - 12.7 cm)

Tree Kits



Small Tree Kit SP4193
Kit includes Foliage and five plastic, bendable Armatures with planting pin. Optional bases included.
Tree size 1 1/4" to 3" (3.17 cm to 7.62 cm)



WARNING: Sharp Objects! Choking Hazard! Small Parts. Not intended for children under 3 yrs. Adult supervision required.



Large Tree Kit SP4194
Kit includes Foliage and three plastic, bendable Armatures with planting pin. Optional bases included.
Tree size 3" to 4" (7.62 cm to 10.1 cm)



WARNING: Sharp Objects! Choking Hazard! Small Parts. Not intended for children under 3 yrs. Adult supervision required.

Accessories

Scene Setters®

Bring your school projects and dioramas to life! Scene Setters are collections of themed sets of people, animals and specialized items sized just right for dioramas, displays and other projects. Packaging includes educational information for each set of Scene Setters.



Egyptian Culture SP4441



Castle Dwellers SP4442



Native Americans SP4443



Native American Hunt SP4444



American Civil War Soldiers SP4445



African Wildlife SP4446



Marine Life SP4447



North American Wildlife SP4449



Prehistoric Life SP4450



Young Adults SP4451



Family SP4452



Friars/Monks SP4453



Alternative Energy SP4448



Revolutionary War Soldiers
SP4454



Diorama shown with Native Americans (SP4443) Scene Setters.

MERCHANDISERS & ASSORTMENTS

Merchandisers and assortments attract customer attention with bright headers and sellable product. Set these compact, space-saving merchandisers anywhere from the floor to hanging on pegboards. Our merchandisers are easy to assemble and have reorder tags for easy product replenishment.

Merchandisers & Assortments

Call for pricing and assortment information.



Merchandisers and assortments attract customer attention with bright headers and sellable product. Set these compact, space-saving merchandisers anywhere from the floor to hanging on pegboards. Our merchandisers are easy to assemble and have reorder tags for easy product replenishment.

Learning Kits Learning Kit Assortment

LK946 (2-4 ea of 7)
Includes two-color header
18 3/4" w x 6 1/2" d x 38" h
(47.6 cm x 16.5 cm x 96.5 cm)

Product descriptions on page 10.



Clinic

Scenery Clinic LK958

Use for in-store demonstrations, interactive clinics and/or to educate employees. Includes complete step-by-step instructions, an instructional DVD and all the materials necessary to paint and landscape six mountain dioramas.



Track-Bed

Track-Bed Roll Merchandiser

ST1489

Merchandiser holds Track-Bed Rolls, Super Sheets, Foam Tack Glue and Foam Nails. Stand merchandiser on the floor or hang on pegboard. Knocker Test Board included.

31" w x 14" d x 45" h
(78.7 cm x 35.5 cm x 114 cm)

Track-Bed Roll Assortment

ST1466 (8-12 ea of 7)

HO/O & N Scale Sheet

Assortment ST1465 (2-3 ea of 2)

HO Bulk Pack Strip Assortment

ST1498 (4-8 ea of 2)

N Bulk Pack Strip Assortment

ST1499 (4-8 ea of 2)

Product descriptions on pages 14-15, 30.



ST1489 Merchandiser & ST1466 Assortment

SubTerrain

SubTerrain Merchandiser ST1490

The SubTerrain Merchandiser displays more than 30 different products from the SubTerrain System, including foam components, Plaster Cloth, Track-Bed, a manual and video, plus all the necessary tools and adhesives. Merchandiser stands on the floor. Knocker Test Board included.

32 1/2" w x 24" d x 88" h (82.5 cm x 60.9 cm x 223 cm)

SubTerrain Assortment

ST1495 (2-12 ea of 33)

SubTerrain Expansion Merchandiser ST1491

The Expansion Merchandiser has adjustable shelves, giving your SubTerrain Merchandiser room to grow. The merchandiser stands on the floor.

15 1/2" w x 24" d x 53" h
(39.3 cm x 60.9 cm x 134 cm)

Expansion Assortment

ST1492 (1-4 ea of 7)

Project Foam Assortment

ST1497 (3-6 ea of 6)

Product descriptions on pages 8-9, 12-15, 17, 27, 30.



ST1491 Merchandiser & ST1497 Assortment

ST1490 Merchandiser & ST1495 Assortment

ST1491 Merchandiser & ST1492 Assortment

The figure shows the sub-terrain Display with two additional displays.

Terrain Starter

Terrain Starter Merchandiser C1301

Spinning floor display merchandiser or pegboard display holds 72 Terrain System products. It has a colorful header and assembles easily.

27 1/4" w x 27 1/4" d x 84" h
(69.2 cm x 69.2 cm x 213.3 cm) Floor Spinner or
56" w x 10 1/4" d x 76" h (142 cm x 26 cm x 193 cm)
Pegboard Display

Terrain Starter Assortment C1325

(2-4 ea of 72)

Product descriptions on pages 9, 13-28, 37.



Pegboard Display



C1301 Merchandiser & C1325 Assortment Floor Spinner

Terrain

Terrain Center Merchandiser C1300

Spinning floor display merchandiser or pegboard display holds 133 Terrain System products. It has a colorful header and assembles easily.

35 1/4" w x 29 3/4" d x 86 1/2" h
(89.5 cm x 75.5 cm x 219 cm) Floor Spinner or
93" w x 81" h (236 cm x 205 cm) Pegboard Display

Terrain Assortment

C1296 (2-6 ea of 133)

Terrain Upgrade Assortment

C1297 (1-6 ea of 133)

Product descriptions on pages 9, 14-28, 37.



C1300 Merchandiser & C1296 Assortment Floor



Pegboard Display

Merchandisers & Assortments

Call for pricing and assortment information.



Landscape

Landscape Center Merchandiser LS2001

Merchandiser displays 104 different scenery products, is a modular floor spinner with a full-color header, or can be mounted on pegboard.

28" w x 31" d x 88" h (71.1 cm x 78.7 cm x 223 cm) Floor Spinner or
72" w x 17" d x 84" h (182 cm x 43.1 cm x 213 cm) Pegboard Display

Landscape Assortment

LS2020 (4-8 ea of 104)

Product descriptions on pages 8-9, 32-38, 63-64.



Pegboard Display



LS2001 Merchandiser & LS2020 Assortment

Field System

Field System Merchandiser FS649

The Field System Merchandiser displays 33 different products from the Field System, including four colors of Static Grass in four sizes (2mm, 4mm, 7mm and 12mm), Plant Hues, Flowers, two colors of Briar Patch, Static King, Model Vac, Tuft-Tac, Static-Tac, Spray-Tac, Accent Shakers, Static Grass Starter Kit, Power Supply and Energizer Batteries. Vinyl panel for pegboard display. 29 3/4" w x 9 1/2" d x 53 1/2" h (75.5 cm x 24.1 cm x 135 cm)

Field System Full Assortment

FS648 (4-6 ea of 33)

Product descriptions on pages 40-43, 46.



FS649 Merchandiser & FS648 Assortment

Peel 'N' Place Tufts

Peel 'N' Place Assortment with Merchandiser

FS769 (4 ea of 12)

Vinyl panel for pegboard display

8 3/4" w x 6" d x 53 1/2" h (22.2 cm x 15.2 cm x 135 cm)

Product description on pages 44-45.



FS769 Assortment & Merchandiser

Call for pricing and assortment information.

Merchandisers & Assortments



Shakers, Pollen and Architectural Landscape

Shakers

Shaker Merchandiser BT1399
17" w x 9" d x 26 1/2" h (43.1 cm x 22.8 cm x 67.3 cm)

Underbrush, Buses and Flock Assortment
FC1630 (2 ea of 18)

Ballast Shaker Assortment B1398 (2 ea of 18)

Turf Shaker Assortment T1396 (2 ea of 18)

Static Grass Flock Assortment FL630 (2 ea of 6)

Product descriptions on pages 29, 32-33, 43.
Assortments FC1630, B1398 and T1396 shown
on Merchandiser BT1399



BT1399 Merchandiser & T1396 Assortment

BT1399 Merchandiser & FC1630 Assortment

BT1399 Merchandiser & B1398 Assortment

Pollen

Pollen Assortment T4640 (4 ea of 9)
Assortment displays products on a pegboard.
11 1/4" w x 15" h (28.5 cm x 38.1 cm)

Product descriptions on page 36.



Architectural Landscape

Architectural Model Landscaping
Assortment LS2011 (2 ea of 29)
Includes full-color header
34 1/2" w x 9" d x 55" h
(87.6 cm x 22.8 cm x 139 cm)

Architectural Scale People
Assortment A2012 (2 ea of 7)

Product descriptions on pages 21, 32-35, 37,
57, 60, 64, 66, 90, 217.



A2012 Assortment



LS2011 Assortment

Merchandisers & Assortments

Call for pricing and assortment information.



ReadyGrass Vinyl Mat

ReadyGrass Vinyl Mat Merchandiser RG5096

Wire merchandiser displays the four sizes of grass mats. Large, Medium and Small Rolls and Project Sheets are each available in five realistic colors. Coordinating accessories include Mat Adhesive, Road Kit, Water Kit, Landscape Kit and Tree Kit.

27" w x 16 1/2" d x 51 1/2" h (68.5 cm x 41.9 cm x 130 cm)

ReadyGrass Vinyl Mat Assortment RG5105 (2-6 ea of 25)

ReadyGrass Roll Merchandiser RG5094

Wire merchandiser hangs on pegboard and displays the four sizes of ReadyGrass Rolls. Each roll sizes come in two colors.

14" w x 14" d x 50" h (35.5 cm x 35.5 cm x 127 cm)

ReadyGrass Roll Starter Assortment RG5106 (2 ea of 8)

Product descriptions on page 66-67.



RG5096 Merchandiser & RG5105 Assortment



RG5094 Merchandiser & RG5106 Assortment

Tidy Track

Tidy Track

Merchandiser TT4590

Vinyl panel for pegboard display.

19 1/4" w x 7" d x 37 1/2" h (48.8 cm x 17.7 cm x 95.2 cm)

Tidy Track Assortment

TT4591 (4 ea of 14)

Product descriptions on pages 104-106.



TT4590 Merchandiser & TT4591 Assortment

Ready Landforms

Ready Landforms Assortment C1305 (2-4 ea of 6)

Product descriptions on page 68.



Call for pricing and assortment information.

Merchandisers & Assortments



Water System

Water System Merchandiser CW4505

The Water System Merchandiser displays 21 different products from the Water System, including Water Tints, Water Undercoats, Whitewater Highlight, Realistic Water, Surface Water, Deep Pour Water and Dust Dabber. Merchandiser sits on a counter/shelf or hangs from pegboard. Merchandiser includes a full color header and reorder labels.

16" w x 9" d x 34" h (40.6 cm x 22.8 cm x 86.3 cm)

Water System Assortment CW4500 (2-4 ea of 21)

Product descriptions on pages 48-50.

Water System ISBU D4498

16 1/4" w x 9 5/8" d x 11 1/4" h (41.2 cm x 24.4 cm x 28.5 cm)



Pegboard Display



CW4505 Merchandiser &
UD4498 ISBU



CW4505 Merchandiser
& CW4500 Assortment

Merchandisers & Assortments

Call for pricing and assortment information.

Premium Trees and Ready Made Realistic Trees



Premium Trees

Premium Trees Merchandiser TR1700

Merchandiser includes a full-color header, reorder backing cards and 56 hooks. It displays various species of trees, ranging in size from 1 1/2" to 6" (3.81 cm to 15.2 cm), in colorful, clamshell packaging. 42" w x 10" d x 37 1/4" h (106 cm x 25.4 cm x 94.6 cm)

Premium Trees Complete Assortment TR1692 (2 ea of 28)

Product descriptions on pages 53-55.



TR1700 Merchandiser & TR1692 Assortment


Ready Made Realistic Trees

Ready Made Realistic Trees Merchandiser TR1599

Merchandiser includes a full-color header, reorder backing cards and 50 hooks. It displays selections of deciduous and pine trees, ranging in size from 3/4" to 9" (1.9 cm to 22.8 cm), in colorful, clamshell packaging. 40 1/2" w x 10" d x 59" h (102 cm x 25.4 cm x 149 cm)

Ready Made Realistic Trees Assortment TR1590 (2-4 ea of 25)

Product descriptions on pages 59-60.



TR1599 Merchandiser & TR1590 Assortment

Woodland Classics

Woodland Classics Merchandiser TR3496

This floor spinner merchandiser includes a full-color header and reorder backing cards. It displays selections of Woodland Classics trees ranging in height from 3/4" to 9" (1.9 cm to 22.8 cm), in colorful clamshell packaging.

24 1/2" w x 25" d x 78" h (62.2 cm x 63.5 cm x 198 cm) Floor Spinner or 60" w x 11" d x 73" h (152 cm x 27.9 cm x 185 cm) Pegboard Display

Woodland Classics Trees Assortment TR3493 (2-4 ea of 47)

Product descriptions on pages 56-58.



Pegboard Display



TR3496 Merchandiser & TR3493 Assortment

Ready Made Trees Value Pack

Ready Made Trees Value Pack Merchandiser TR1597

Merchandiser includes a two-color header, reorder backing cards and 26 hooks. It displays colorful, clamshell packages of pine and deciduous trees. Trees range in size from 3/4" to 8" (1.9 cm to 20.3 cm).

32" w x 8 1/2" d x 61 1/2" h (81.2 cm x 21.5 cm x 156 cm)

Ready Made Trees Value Pack Assortment TR1593 (2 ea of 13)

Product descriptions on page 61.



TR1597 Merchandiser & TR1593 Assortment

Forest Canopy

Forest Canopy Assortment F1655 (2 ea of 4)

Product descriptions on page 62.



Clump-Foliage/Tree Kits

Clump-Foliage/Tree Kit Merchandiser FC998

Vinyl merchandiser hangs on pegboard and displays six different Clump-Foliage colors, six different Realistic Tree Kits and Hob-e-Tac Adhesive.

41" w x 8 1/2" d x 47" h (104 cm x 21.5 cm x 119 cm)

Clump-Foliage/Tree Kit Assortment FC907 (2-8 ea of 13)


Product descriptions on pages 34, 37, 64.



FC998 Merchandiser & FC907 Assortment

Merchandisers & Assortments

Call for pricing and assortment information.



Scenic Accents

These economically priced N, HO, O and G scale works of art exude personality—their natural charm and realistic appearance steal the show. Sculpted figures, animals and accessories are hand painted in fine detail, adding color, interest and life to any layout.



(Photos are a representation of Assortments & Merchandiser)

N Scale

N Scale Scenic Accents Swinger Merchandiser A2106

Feature your N scale Scenic Accents on pegboard with this space-saving Swinger Merchandiser display. Includes six Display Panels, Panel Pulls plus a Bracket that holds the Complete Assortment with room to grow. 21" w x 10 1/4" d x 32 1/2" h (53.3 cm x 26 cm x 82.5 cm)

N Scale Swinger Add-On Panel A2109

Grip and Glue Chute Merchandiser A2107

This optional Grip and Glue Chute hangs next to the N Scale Merchandiser and holds 6 Gentle Grips and dispenses 12 bottles of Scenic Accents Glue. 3" w x 10" d x 25 1/2" h (7.62 cm x 25.4 cm x 64.7 cm)

Grip and Glue Chute Assortment A2108 (4-12 ea of 2)

N Scale Scenic Accents Assortment A2444 (1 ea of 78)

Product descriptions on pages 73-86, 90.

O Scale

O Scale Scenic Accents Assortment A2927 (1 ea of 46)

Assortment includes a full-color header. 35 1/2" w x 2 1/2" d x 66 1/2" h (90.1 cm x 6.35 cm x 168 cm)
Product descriptions on pages 73-85.

G Scale

G Scale Scenic Accents Assortment A2661 (1 ea of 47)

Assortment includes a full-color header. 33 1/2" w x 4 1/2" d x 76" h (85 cm x 11.4 cm x 193 cm)
Product descriptions on pages 87-90.



A2661 Assortment

HO Scale

HO Scale Scenic Accents Swinger

Merchandiser A18045

Merchandiser includes 11 Display Panels and 2 Brackets plus a separate dispenser for 12 bottles of Scenic Accents Glue and 6 Gentle Grips. This durable, compact merchandiser easily hangs on pegboard. Its unique ability to maximize inventory space makes it a sure bet, by incorporating swinging display panels with Panel Pulls for easy viewing of the HO scale Scenic Accents. The Swinger comes with a colorful 6" x 20" (15.2 cm x 50.8 cm) header. 51" w x 10 1/4" d x 32 1/4" h (129 cm x 26 cm x 81.9 cm)

HO Scale Swinger Add-On Panel A1806

10 3/4" w x 2 3/4" d x 24 1/2" h (27.3 cm x 6.98 cm x 62.2 cm)

HO Scale Swinger Add-On Panel and Bracket A18061

HO Scale Scenic Accents Assortment A1751

(1-6 ea of 131)

Product descriptions on pages 73-86, 90.



A18045 Merchandiser & A1751 Assortment

HO/N Scale

HO/N Scale Scenic Accents Spinner Merchandiser

A1798

This free standing spinner merchandiser includes a colorful header and reorder labels

15 3/4" w x 15 3/4" d x 46 3/4" h (40 cm x 40 cm x 118 cm)

HO Scale Scenic Accents Spinner Merchandiser A1796

This free standing spinner merchandiser includes a colorful header and reorder labels.

15 3/4" w x 15 3/4" d x 30 1/4" h (40 cm x 40 cm x 76.8 cm)

HO Scale Scenic Accents Spinner Add-On Merchandiser

A1797

15 3/4" w x 15 3/4" d x 8 3/4" h (40 cm x 40 cm x 22.2 cm)

N Scale Scenic Accents Spinner Add-On Merchandiser

A2099

15 3/4" w x 15 3/4" d x 6 3/4" h (40 cm x 40 cm x 17.1 cm)

HO/N Scenic Accents International Spinner Assortment

A2070 (2-12 ea of 50)

HO Scenic Accents Spinner Assortment A2071

(2-12 ea of 26)

HO Scenic Accents Add-On Assortment A2072

(2 ea of 12)

N Scenic Accents Add-On Assortment A2073

(2 ea of 12)

Product descriptions on pages 73-86, 90.



A1798 Merch. & A2070 Asst.

A1796 Merch. & A2071 Asst.

Merchandisers & Assortments

Call for pricing and assortment information.



Fences

HO, N & O Scale Fences Assortment with Merchandiser A2976 (4 ea of 18)

Vinyl panel with merchandiser display.

15 1/2" w x 4" d x 51" h (39.3 cm w x 10.1 cm d x 129 cm)

Product descriptions on pages 70-71



A2976 Assortment with Merchandiser

Utility System

Utility System Assortment with Merchandiser US2249 (4 ea of 9)

Vinyl panel for merchandiser display.

15" w x 6" d x 43" h (38.1 cm w x 15.2 cm d x 109 cm h)

Utility System Merchandiser US2247

15" w x 6" d x 43" h (38.1 cm w x 15.2 cm d x 109 cm h)

Product descriptions on pages 102-103.



US2249 Assortment with Merchandiser

Call for pricing and assortment information.

Merchandisers & Assortments



Modern Era Vehicles
 HO Modern Era Vehicle Assortment with
 Merchandiser AS5359 (2 ea of 12)
 Vinyl panel for merchandiser display.
 13" w x 4 1/4" d x 22" h (33 cm w x 10.7 cm d x 55.8 cm)

HO Modern Era Vehicle
 Merchandiser AS5358
 13" w x 4 1/4" d x 22" h (33 cm w x 11.4 cm d x 55.8 cm)
 Product descriptions on pages 98-99.



AS5359 Assortment
 with Merchandiser

AutoScenes
 AutoScenes are finely sculpted and custom painted capturing the
 '40s and '50s eras.

*(Photo is a representation of
 Assortments with Header)*



N Scale
 N Scale AutoScenes
 Assortment

AS5294 (1 ea of 25)
 Header not included but available
 upon request.
 21 1/2" w x 3" d x 24" h
 (54.6 cm x 7.62 cm x 60.9 cm)
 Product descriptions on pages 94-97.

HO Scale
 HO Scale AutoScenes
 Assortment
 AS5473 (1 ea of 43)
 Assortment includes a full-color
 header.
 21 3/4" w x 4" d x 51 1/4" h
 (55.2 cm x 10.1 cm x 130 cm)
 Product descriptions on pages 94-97.



AS5294 Assortment



AS5473 Assortment

Merchandisers & Assortments

Call for pricing and assortment information.

Just Plug



Just Plug

Just Plug Assortment with Merchandiser JP5780 (4-8 ea of 18)
 Vinyl panel for pegboard display. 20" w x 6 1/2" d x 30" h (50.8 cm x 16.5 cm x 76.2 cm)

Just Plug Merchandiser JP5779
 Vinyl panel for pegboard display. 20" w x 30" h (50.8 cm x 76.2 cm)

Just Plug Light Add-On Assortment JP5781 (2 ea of 8)
 3" w x 6 1/2" d x 27" h (7.62 cm x 16.5 cm x 68.5 cm)

Just Plug Accessories Assortment with Merchandiser JP5782 (4 ea of 7)
 6" w x 6 1/2" d x 30" h (15.2 cm x 16.5 cm x 76.2 cm)

Just Plug Street & Wall Mount Lights Merchandiser JP5670
 Vinyl panel for pegboard display. 20" w x 6" d x 30" h (50.8 cm x 15.2 cm x 76.2 cm)

Just Plug Street & Wall Mount Lights Assortment with Merchandiser JP5671 (4 ea of 18)

Just Plug Billboard Assortment with Merchandiser JP5783 (2 ea of 5)
 6" w x 6 1/2" d x 30" h (15.2 cm x 16.5 cm x 76.2 cm)

Product descriptions on pages 108-115, 120, 122.



JP5780 Assortment with Merchandiser



JP5781 Asst.



JP5782 Asst. with Merch.



JP5671 Assortment with Merchandiser



JP5783 Asst. with Merch.

Call for pricing and assortment information.

Merchandisers & Assortments

Just Plug



Just Plug Flags Assortment with Merchiser JP5949 (4 ea of 9)

Vinyl panel for pegboard display. 6 1/2" w x 4 1/4" d x 30" h (16.5 cm x 10.7 cm x 76.2 cm)

Just Plug Vehicles Assortment with Merchiser JP5589 (2 ea of 24)

Vinyl panel for pegboard display. 12 5/8" w x 6 1/2" d x 30" h (32 cm x 16.5 cm x 76.2 cm)

Just Plug Vehicles Merchiser JP5588

Vinyl panel for pegboard display. 12 5/8" w x 30" h (32 cm x 76.2 cm)

Just Plug O Scale Vehicles Assortment with Merchiser JP5969 (2 ea of 12)

Vinyl panel for pegboard display. 21 3/4" w x 6 1/2" d x 30" h (55.2 cm x 16.5 cm x 76.2 cm)

Just Plug Traffic Lights Merchiser JP5669

Vinyl panel for pegboard display. 16 3/8" w x 4 1/4" d x 30" h (41.5 cm x 10.7 cm x 76.2 cm)

Just Plug Traffic Lights Assortment JP5785 (4 ea of 9)

Product descriptions on pages 116-122.

Just Plug ISBU

Just Plug In-Store Built-Up D5691

This HO Scale In-Store-Built-Up has everything you need to get customers excited about the Just Plug Lighting System. The display comes with a Police Car, Arched Cast Iron Street Light and Lubener's General Store - simply plug into the Light Hub.

12 1/4" w x 9 1/2" d x 13" h
(31.1 cm x 24.1 cm x 33 cm)



JP5949 Asst. with Merch.



JP5589 Assortment with Merchiser



JP5969 Assortment with Merchiser



JP5669 Merchiser with JP5785 Assortment

WOODLAND SCENICS

235

Merchandisers & Assortments

Call for pricing and assortment information.



N Scale Building Kits

N Scale Kit Assortment

50099B (2 ea of 16)

Assortment includes a two-color sign, reorder tags and a plan-o-gram.

27" w x 2" d x 32" h (68.5 cm x 5.08 cm x 81.2 cm)

Product descriptions on pages 142-144.



HO Scale Building Kits

HO Scale Kit Assortment

10067 (1 ea of 36)

Assortment includes a two-color sign, a set of four-color reorder cards and a plan-o-gram.

37" w x 9" d x 54" h (93.9 cm x 22.8 cm x 137 cm)

Product descriptions on pages 145-149, 154-155.



N Scale Modular System

N Scale Modular Assortment

60100 (6-20 ea of 14)

Assortment includes a two-color sign, reorder tags and a plan-o-gram.

21" w x 6" d x 27" h (53.3 cm x 15.2 cm x 68.5 cm)

Product descriptions on page 150, 152.



O Scale Modular System

O Scale Modular Assortment

90199 (2-10 ea of 12)

Assortment includes a two-color sign, reorder tags and a plan-o-gram.

19 1/2" w x 5" d x 34" h (49.5 cm x 12.7 cm x 86.3 cm)

Product descriptions on page 150, 152.



Call for pricing and assortment information.

Merchandisers & Assortments

Scenic Details

HO Scale Scenic Details Merchandiser D299

Merchandiser displays 47 Scenic Details. This two-sided spinner sits on a counter or shelf. Includes a bright header.

Scenic Details Assortment D295 (2 ea of 47)

16 1/2" w x 15" d x 40" h (41.9 cm x 38.1 cm x 101 cm)

Product descriptions on pages 91-92, 100, 158.



D299 Merchandiser & D295 Assortment

Mini-Scenes

Mini-Scene Assortment M120 (2-6 ea of 15)

Twelve Kits, Paint Sets, Pewter Patina Finish and Glass Display Dome and Bases.

Product descriptions on page 159.



M120 Assortment

Model Graphics

Model Graphics Merchandiser MG700

Displays 64 different styles of high-quality Model Graphics and holds 6 Dry Transfer Burnishers. Counter, shelf or pegboard spinner with a two-color header.

17" w x 17" d x 34 1/2" h (43.1 cm x 43.1 cm x 87.6 cm) Counter Top or 17" w x 19" d x 35 1/2" h (43.1 cm x 48.2 cm x 90.1 cm) Pegboard Display

Model Graphics Assortment MG795 (2-6 ea of 65)

Product descriptions on page 171.



Pegboard Spinner

MG700 Merchandiser & MG795 Assortment

Dry Transfer Decals

Dry Transfer Decals Merchandiser DT595

Convenient counter/shelf or pegboard display that holds 44 different Dry Transfer Decals and 4 Dry Transfer Burnishers. It allows for immediate viewing and access.

23" w x 8 3/4" d x 9 3/4" h (58.4 cm x 22.2 cm x 24.7 cm) Counter Top or Pegboard Display

Dry Transfer Decals Assortment DT594 (2-4 ea of 44)

Product descriptions on pages 166-170.



DT595 Merchandiser & DT594 Assortment



Pegboard Display

Hob-E-Lube Premium Oils

Hob-E-Lube Premium Oils Assortment HL691 (4 ea of 4)

Assortment includes a free 8" x 8 1/4" (20.3 cm x 20.9 cm) backing card and displays 4 different Premium Oils. These oils have a special 2 1/4" (5.71 cm) needle tip applicator.

Product descriptions on page 172.



HL691 Assortment

Hob-E-Lube

Hob-E-Lube Merchandiser HL695

Counter, shelf or pegboard merchandiser, which holds lubricants and Workbench Assortment. Also included is product information, so your customer can choose the right lubricant.

24" w x 4 1/2" d x 16" h (60.9 cm x 11.4 cm x 40.6 cm)

Hob-E-Lube Assortment HL690 (4 ea of 8)

Product descriptions on page 172.



HL695 Merchandiser & HL690 Assortment

Hob-Bits

Hob-Bits Merchandiser and Assortment H798

Counter or pegboard display. It includes a two-color header with chart for determining the appropriate fastener. Miniature machine screws are available in four different styles and a variety of sizes. Hex nuts, washers, wrenches and taps are easily displayed.

15 3/4" w x 6 1/2" d x 13 1/4" h (40 cm x 16.5 cm x 33.6 cm) Counter Top or Pegboard Display

Product descriptions on page 172.



Pegboard Display

H798 Merchandiser & Assortment

Merchandisers & Assortments

Call for pricing and assortment information.

PineCar

PineCar Merchandiser P3994

Display the complete assortment, 132 products on a space-saving floor spinner with colorful header. Converted easily to a pegboard wall mount.

29" w x 26 3/4" d x 86" h (73.6 cm x 67.9 cm x 218 cm) Floor Spinner or
76" w x 12" d x 86" h (193 cm x 30.4 cm x 218 cm) Pegboard Display

PineCar Complete Assortment P3881 (2-12 ea of 132)

PineCar Starter Assortment P3882 (2-6 ea of 132)

PineCar Precision Tool Merchandiser & Assortment
P3883 (2 ea of 6)

PineCar Full Body Assortment P3884 (2 ea of 9)

PineCar Basic Merchandiser & Assortment
P3870 (2-7 ea of 12)

PineCar Endcap Assortment P3878 (2-12 ea of 40)

Product descriptions on pages 176-198.

SailBoat Racer

SailBoat Racer Merchandiser SR495

Shelf or wall unit that displays Assortment SR490.

24" w x 4 1/2" d x 19" h (60.9 cm x 11.4 cm x 48.2 cm)

SailBoat Racer Assortment SR490 (4-8 ea of 9)

Product descriptions on page 201-202.



SR495 Merchandiser & SR490 Assortment



P3994 Merchandiser & P3881 or P3882 Assortment



P3883 Merchandiser & Assortment




P3884 Assortment



P3870 Merchandiser & Assortment



Pegboard Display



P3878 Assortment

Scene-A-Rama

Scene-A-Rama Merchandiser SP4095

Designed to set on the floor or fit squarely on a standard 15" (38.1 cm) gondola. Set merchandiser as an end cap, in an aisle or free standing anywhere in your store. 42" w x 15" d x 74" h (106 cm x 38.1 cm x 187 cm)

Complete Assortment SP4103 (4-6 ea of 28)

Scene Setters Merchandiser SP4094

Scenery Assortment SP4077 (4 ea of 19)

Scene Setters Bag Assortment SP4331 (4 ea of 14)

Theme Kit Assortment SP4238 (4 ea of 12)

LandESCAPES Assortment SP4259 (3 ea of 2)

Product descriptions on pages 206-220.



SP4259 Assortment



SP4095 Merchandiser & SP4103 Assortment



SP4077 Assortment



SP4331 Assortment



SP4238 Assortment


Scene-A-Rama Built-Ups

Volcano In-Store Built-Up D7

Staged built-up demonstrates four easy steps to a great diorama. Set it by the Scene-A-Rama products to promote sales. This is a dealer direct item. 18" w x 12 1/2" d x 14 1/2" h (45.7 cm x 31.7 cm x 36.8 cm)

Tepee In-Store Built-Up D1

This built-up is the perfect example of a project that can be created using Scene-A-Rama. Set it next to your cash register, or the Scene-A-Rama Merchandiser, to draw attention and promote sales. This is a dealer direct item. 12 1/2" w x 9 1/2" d x 9 3/4" h (31.7 cm x 24.1 cm x 24.7 cm)



Index

**A**

Accent Shakers	41
Adhesives	15, 37, 41, 67, 90
Architectural Model Landscape Assortment	225
Architectural Scale People Asst.	225
AutoScenes (N, HO Scale)	94-97
Assortments	233
Auxiliary Switch	110

B

Ballast	29
Shaker Merchandiser & Assortment ..	225
Batteries (9V)	41
Battery Case	111
Billboards (HO Scale)	120
Blended Turf	32
Book	9
Briar Patch	43
Broken Stumps	38
Buildings	123-158
Building Kits	138-158, 164
Building Sets	156-157, 162-163
Built-&-Ready Landmark Structures (N, HO, O Scale)	125-137
Bushes	33

C

Canister Shaker	38
Canister Shaker Set	38
Carving Plaster	19
City & Industry Building Set	157, 163
Cleaning & Finishing Pads	105
Clean Track Solution	106
Clump-Foliage	34
Clump-Foliage/Tree Kit Asst.	229
Coal	28
Coarse Turf	32
Connecting Cables	111
Connector Plate Set	161
Corner Module Kit	161
Corner Module Kit Stand	161
Culverts (N, HO Scale)	22
Cut Stumps	38

D

Dead Fall	37
Decals & Graphics	166-171
Deep Pour Water	48
DPM Building Kits Assortment	236
DPM Landmark Structures	138-155
DPM Modular Kits (HO, O Scale)	151, 154-155
DPM Modular System (N, HO, O Scale)	152-153
DPM Planning Packets (N, HO, O Scale)	150
DPM Roof and Trim Kit (HO Scale) ..	151
DPM Select Building Kits	149
Dry Transfer Burnisher	166
Dry Transfer Decals	166-170
Merchandiser & Assortment	237
Dust Dabber	50
Dust Monkeys (N, HO Scale)	105

E

Earth Colors Kit	21
Earth Colors Liquid Pigment	21
Earth Colors Liquid Pigments Undercoat ..	21
E-Z Water	49
Easy Rock Carving Tools	20
Edging Strips	45
Expansion Hub	108
Extension Cables	111
Extension Cable Kit	112
Extension Wire	112

F

Fasteners & Lubricants	172
Fences	70-71
Field Grass	43
Field System	39-46
Merchandiser & Assortment	224
Field System Power Supply	41
Figures & Accents	69-92
Fine-Leaf Foliage	63
Fine Turf	32
Flex Paste	15
Flexi Edge	27
Flowering Foliage	36
Flowers	46
Foam Cutter Bow & Guide	15
Foam Knife	14
Foam Knife Blades	14
Foam Nails	14
Foam Pencils	14
Foam Putty	14
Foam Sheets	12-13
Foam Tack Glue	15
Foliage	35
Foliage Clusters	34
Forest Canopy	62
Assortment	229
Fruit	36

G

Gentle Grips	90
Glass Display Dome and Base	159
Grade Crossings	28
Grand Valley Layout Kit	163
Grand Valley Atlas Track Pack	163
Gravel	28

H

Hob-Bits	172
Merchandiser & Assortment	237
Hob-E-Lube Lubricants	172
Merchandiser & Assortment	237
Hob-E-Lube Premium Oils	172
Assortment	237
Hob-e-Tac Adhesive	37
Hot Wire Foam Cutters	15
Hot Wire Foam Cutter Replacement Wire ..	15

I

Incline/Decline Sets and Starters	12-13
---	-------

J

Just Plug Lighting System	107-122
Merchandisers & Assortments ..	234-235
Just Plug Power Supply	108

L

Landmark Structures Building Kits	138-155
Landscape Lights	122
Landscape System	31-38
Merchandiser & Assortment	224
Latex Rubber	26
Layout Kits	160-164
Learning Aids	8-10
Learning Kits	9-10
Assortment	222
LED Lights	122
Lichen	36
Light Block Kit	113
Light Diffusion Window Film	113
Lighted Vehicles (N, HO, O Scale) ..	118-119
Light Hub	108
Lights & Hub Set	108
Lightweight Hydrocal	19
Linker Plugs	112
Low Temp Foam Glue Gun	15
Low Temp Foam Glue Sticks	15

M

Maintenance Pads	105
Mat Adhesive	67
Merchandisers & Assortments	221-238
Mini-Scene Kits	159
Assortment	237
Mini-Scene Paint Set	159
Model Graphics	171
Merchandiser & Assortment	237
Model Scenery Made Easy (DVD)	8
Model-Vac	41
Modeling Sheets	14
Modern Era Vehicles	98-99
Mod-U-Rail System	160-161
Mod-U-Rail Kits	161
Mod-U-Rail Stands	161
Mold-A-Scene Plaster	19
Mountain Valley Scenery Kit	38

N

Nano Lights	122
No-News Paper	16

P

Paving Tape	27
Peel "N" Place Tufts	44
Pewter Patina Finish	159
Plant Hues	46
Plaster Brush Set	20
Plaster Cloth	17
Plaster Cloth Narrow	17
Plaster Cloth Triple Roll	17
Plaster Cloth Sheets	17
Plaster Cloth/Modeling Tray	17
Plaster Mixing Set	20
Plasters	19

Woodland Scenics Cont.

Pollen.....	36
Assortment.....	225
Poly Fiber.....	35
Prairie Grass.....	45
Premium Trees.....	53-55
Merchandiser & Assortment.....	228
Pre-Wired Poles (N, HO, O Scale).....	102
Profile Boards.....	12-13
Port Sharing Device.....	110

R

Rail Pal.....	105
Rail Tracker Cleaning Kit.....	104
Ready Landforms.....	68
Assortment.....	226
Ready Made Realistic Trees.....	59-60
Merchandiser & Assortment.....	228
Ready Made Trees Value Pack.....	61
Merchandiser & Assortment.....	229
Ready Rocks.....	24
ReadyGrass Kits.....	67
ReadyGrass Vinyl Mats.....	66
Merchandiser & Assortment.....	226
Realistic Tree Kits.....	64
Realistic Water.....	49
Rescue Pads.....	105
Retaining Walls (N, HO Scale).....	22
Risers.....	12-13
River Pass Building Kits.....	157, 164
River Pass Layout Kit.....	164
River Pass Scenery Kit.....	38, 164
Road Riser.....	14
Road Striping Pens.....	27
Road System.....	27-30
Rock Molds.....	25
Rocky Ridge.....	68
Roto Pads.....	106
Roto Wheel Cleaner (N, HO Scale).....	106

S

Scale Chart.....	72
Scenery Clinic.....	222
Scenic Accents (N, HO, O, G Scale).....	73-90
Merchandisers & Assortments.....	230-231
Scenic Accents Accessories.....	73-74
Scenic Accents Animals.....	74-75
Scenic Accents Economy Packs (N, HO Scale).....	86
Scenic Accents Heroes.....	76

Scenic Accents Glue.....	90
Scenic Accents Public.....	76-79
Scenic Accents Recreation.....	79-82
Scenic Accents Special Occasion.....	82
Scenic Accents Sports.....	83
Scenic Accents Workers.....	83-85
Scenic Cement.....	37
Scenic Details.....	91-92, 100, 158
Merchandiser & Assortment.....	237
Scenic Glue.....	37
Scenic Ridge Atlas Track Pack.....	162
Scenic Ridge Layout Kit.....	162
Scenic Sprayer.....	37
Sequencing Light Hub.....	110
Shaker Merchandiser.....	225
Shaper Sheet.....	18
Shaper Sheet Plaster.....	19
Shrubs & Saplings.....	63
Smooth-It.....	27
Soft Flake Snow.....	37
Splicer Plugs.....	112
Spray-Tac.....	41
Square Module Kit Stand.....	161
Static Grass.....	42
Static Grass Flock.....	43
Assortment.....	225
Static Grass Starter Kit.....	46
Static King.....	40
Static-Tac.....	41
Straight Module Kit Stand.....	161
Straight Module Kit.....	161
Stick-On Lights.....	118
Sticky Spots.....	16
Street Lights.....	115
Stumps.....	37
Substation (N, HO, O Scale).....	103
SubTerrain: A How-To Video (DVD).....	8
SubTerrain System.....	12-15
Merchandiser & Assortment.....	223
SubTerrain Scenery Kit.....	9
Super Strength Plaster.....	19
Support Panels.....	16
Surface Waters.....	50

T

Talus (Rock Debris).....	26
Terrain System.....	16-26
Merchandiser & Assortment.....	223
The Clinic (DVD).....	8

The Complete Guide to Model Scenery.....	9
The Scenery Kit.....	9
Tidy Track.....	104-106
Merchandiser & Assortment.....	222
Tidy Wire Kit.....	111
Top Coat (Asphalt/Concrete).....	27
Town & Factory Building Set.....	156, 162
Track-Bed.....	30
Merchandiser & Assortment.....	222
Track Pack (N Scale).....	162
Track Painters.....	106
Transformer Connect Set.....	103
Traffic Lights.....	116-117
Trees.....	51-64
Tree Armatures.....	64
Tuft-Tac.....	41
Tunnels.....	68
Tunnel Liner Form.....	20
Tunnel Portals (N, HO, O Scale).....	23
Turf Shaker.....	37
Merchandiser & Assortment.....	225

U

Underbrush.....	33
Underbrush, Bushes & Flock.....	33, 43
Merchandiser & Assortment.....	225
US Flags.....	121
Utility System.....	101-103
Union Jack Flag Pole.....	121

V

Vehicles.....	93-100
Videos.....	8

W

Wall Mount Lights.....	114
Water Effects.....	50
Water Ripples.....	50
Water System.....	47-50
Merchandiser & Assortment.....	227
Water Tints.....	49
Water Undercoats.....	48
Water Waves.....	50
White Water Highlight.....	50
Woodland Classic Trees.....	56-58
Merchandiser & Assortment.....	229

PINECAR®

A

5 Axles.....	196
Accessories.....	196
Adhesives.....	196
Adjustable Stick-On Weights.....	194
Axle Keepers.....	196
Axle Shaper.....	198
Axle Slot Jig.....	198
Axle Placement Guide.....	198
Axles & Polishing Kit.....	193

Aerodynamic Pre-Cut Designs.....	177
Aerodynamic Racer Weight.....	194

B

Bar Weight.....	194
Block.....	176
Body Builder Kit.....	190
Body Putty.....	197
Body Skin Custom Transfers.....	181
Building PineCar Racers (DVD).....	176

C

Canopy & Cockpit Sets.....	189
Certificates, Ribbons and Trophies - PineCar.....	200
Certificates, Ribbons and Trophies - SailBoat.....	202
Chassis Weights.....	194
Cockpits & Drivers.....	189
CoG System.....	192
Combo Weights.....	194

Index

PineCar Cont.

Complete Paint Systems 180
 Custom Finishing Kits..... 180
 Custom Parts..... 191
 Custom Parts With Decals..... 191
 Cylinder Weights 195

D

Decorative Racing Pennants..... 200
 Deluxe Car Kits..... 179
 Designer Kits..... 178
 Designer Kits with Wedge..... 178
 Designer Stick-On Weights..... 194
 Diamond Finishing Kit..... 193
 Dry Transfer Decals..... 182-185, 191
 Dry White With Cling..... 192

E

Elimination Charts, Forms and
 Stickers..... 200
 EZ-Cut Tungsten Weight 195

F

4 Wheel Drive Chassis Weight 194
 Featherweight Customizing Kit..... 190
 Formula Glue..... 196
 Full Body Pre-Cut Designs 177
 Assortment 238

H

Hob-E-Lube Dry Graphite Lubricant 192
 How-To Book..... 176
 Hub Tool..... 198

M

Maximum Torque Chassis Weight..... 194
 Merchandisers & Assortments 238
 Micro-Polishing System..... 193

P

Performance & Conformity System 192
 PineCar 6 Packs..... 200
 PineCar Race Package 199
 PineCar Racer Basic Kit..... 178
 PineCar Racer Premium Kits..... 179
 PineCar Racer Wedge Kit 178
 PineCar Speedway..... 200
 Plate Weights..... 195
 Pre-Cut Designs 177
 Precision Tools 198
 Assortment 238
 Program Guide..... 176

R

Racer Display Stand..... 196
 Racer Shaping Tools..... 197
 Racing Wheels 196
 Rear Wheel Drive Chassis Weight..... 194
 Rocket Car Chassis Weight..... 194
 Round Weights 194

S

SailBoat Racer Kit..... 202
 SailBoat Racer Decals..... 201
 SailBoat Racer
 Assortment & Merchandiser..... 238
 Sanding Pads..... 197

Sanding Sealer & Wax..... 197
 Sandpaper Assortment 197
 Show Wheels 196
 Speed Kit..... 193
 Speed Racer Kit 178
 Speed Tools 192-195
 Straight Tracker 198
 Strip Weights 194
 Stick-On Decals..... 186-187
 Stick-On Detail..... 187
 Super Glue 196

T

Tapered, Strip and Bar Weights..... 194
 Templates & Stick-on Decals 189
 Tools, Accessories & Adhesives 196-198
 Total Hub Shaper 198
 Tungsten CoG Weights 195
 Tungsten Incremental Weights..... 195
 Tungsten Putty Weight 195

W

Wedge 176
 Weights..... 194-195
 Wheel Alignment Tool..... 193
 Wheel Flare Rub-On Decals..... 188
 Wheel Lathe..... 198
 Wheel Turning Mandrel 193
 Windshield Kit..... 189

X

XLR8 Ultra Graphite 192

SCENE^{A+}RAMA[®]

A

A+ Projects & Dioramas:
 The Students Handbook..... 206
 Accents 217
 Accessories..... 216-220
 Adhesives..... 216

B

Basic Diorama Kit..... 208
 Building & Structure Kit 213
 Blue Realistic Water..... 216

C

Casting Plaster 216
 Cell Structure..... 214, 215
 Classroom Packs..... 215
 Creative Mask..... 215
 Creative Mask & More 214
 Complete Diorama Kit: Buildings 213

D

Desert Oasis Diorama Kit..... 208
 Desert Plants 217
 Dinosaur Ridge..... 211
 Diorama Kits..... 208-209, 213

E

Erupting Volcano..... 214, 215

F

Flat Surface Diorama Kits..... 208
 Foliages & Grasses 217

H

Horizon & Detail Kit 213

I

In-Store Built-Ups 239

L

LandESCAPE Kits..... 210-211

M

Merchandisers & Assortments 239
 Missions & More Diorama Kit 213
 Mountain & Water Diorama Kits 209
 Mountain Diorama Kit..... 209

N

Native American Village 214

P

Plaster Cloth 216
 Pop-up Display..... 207
 Project Base & Backdrops 207
 Project Book 206
 Project Glue..... 216
 Project Packs..... 214

R

ReadyGrass Vinyl Mats 218
 Ripplin' Water Kit..... 217
 Rock Making Kit 217

S

Scene Setters 220
 Assortment 239
 Scenic Spray Glue..... 216
 Scenery 218
 Assortment 239
 Sculpting Kit 213
 Shipwrecked..... 210
 ShowBox..... 207
 Sticky Bond 216

T

Tepee Village..... 215
 Theme Kits..... 212
 Trees..... 219
 Tree Kits 219

W

Water Diorama Kit 209
 Winter Effects 217



Thank you for choosing Woodland for your models, projects, and creations!

We enjoy hearing from you, so please visit us at woodlandscenics.com to share your inspiration, photos or to suggest new product ideas. Our commitment to you, our loyal customers, has kept Woodland quality and value growing for over 45 years. We truly appreciate your input and look forward to hearing from you!

WOODLAND® Reference Book

PO BOX 98 • LINN CREEK, MO 65052
Phone 573-346-5555 • Fax 573-346-3768
woodlandscenics.com

©2022 O CO



7 24771 00100 3